

Hose Index

Alphabetical Index

DESCRIPTION	PAGES
A/C and Refrigeration Hose	17
AQP Hose	13-14
Hose	20-57
<i>Hydraulic</i>	<i>34-57</i>
AQP	35, 36, 39, 40, 41, 45, 48, 49, 50, 51
AQP/Hi-IMPULSE	39, 40, 48, 49
AQP/Hi-Pac	41
BRUISER™	43, 44, 46, 53, 54, 56
Double wire braid	42-49

DESCRIPTION	PAGES
Four spiral wire	49-53
Four or six spiral wire	54-56
HI-IMPULSE	38-40, 47-49
Hi-Pac	41
MatchMate BLUE	39, 48
MatchMate ICE	45
MatchMate Plus	39, 47, 48, 51
Single wire braid	38-42
Textile braid	21, 22, 32-37
Wire inserted suction	34, 35

DESCRIPTION	PAGES
<i>Special application</i>	<i>20-34</i>
Airbrake	21-23
AQP	23-25, 27, 33
Convuluted PTFE	31, 32
Engine and airbrake	23
EPDM	40, 49
Fuel and oil	23-27
Jack Hose	57
LPG	27, 28

DESCRIPTION	PAGES
Power steering	41
Railroad airbrake	22
Silicone rubber (coolant)	20
Silicone rubber (heater)	20
SOCKETLESS	32-34
PTFE	28-32
Textile braid low pressure	32-34, 35-37
How to order	12
PTFE Hose	18-19
Thermoplastic Hose	15-16

Part Number Index

PART #	PG.	PART #	PG.
302A	26	2575	32
303	26	2580	37
1503	26	2583	37
1531	22	2651	25
1531A	22	2661	35
2550	21	2681	38
2554	21	2766	45
2556	34	2781	47
2565	34	2807	28
2570	21	2808	30

PART #	PG.	PART #	PG.
CR170	28	FC321	27
FC194	40	FC323	50
FC195	49	FC324	50
FC234	25	FC325	51
FC252	20	FC332	33
FC254	53	FC350	23
FC273	54	FC352	20
FC273B	54	FC355	23
FC300	27	FC363	31
FC310	41	FC364	31

PART #	PG.	PART #	PG.
FC465	29	FC611	40
FC466	35	FC619	34
FC469	30	FC629	21
FC498	36	FC636	49
FC510	41	FC639	42
FC563	32	FC647	33
FC579	57	FC650	24
FC598	36	FC659	52
FC606	56	FC693	46
FC606B	56	FC699	24

PART #	PG.	PART #	PG.
FC735	46	GH466	55
FC736	53	GH493	51
FC829	22	GH506	55
FC839B	43	GH663	39
FC849	43	GH681	42
FC849B	44	GH781	47
FC854	53	GH793	48
GH120	45	S-TW	29
GH194	39		
GH195	48		

Eaton's Aeroquip Hose and Fitting Assembly Product Warning

Flexible hose lines offer many advantages over rigid tubing including routing ease, vibration absorption, sound deafening and the ability to accommodate movement of connected components. However, hose lines require caution in use not only to provide long service, but also to guard against potentially dangerous failure.

Important

The user should carefully observe the precautions listed in this catalog, including the recommendations on the selection of hose and fittings on the relevant pages, and the pages on fluid compatibility. In addition, care should be taken not to exceed the minimum bend radius listed for each hose size and type in the hose section.

Maximum operating pressure should not exceed pressures listed in the hose data. Instructions for assembling fittings to different hose should be followed carefully to ensure the performance of the completed assembly.

WARNING Eaton fitting tolerances are engineered to match Eaton's Aeroquip hose tolerances. The use of Eaton fittings on hose supplied by other manufacturers and/or the use of Eaton's Aeroquip hose with fittings supplied by other manufactures may result in the production of unreliable and unsafe hose assemblies and is neither recommended nor authorized by Eaton Corporation or any of its affiliates or subsidiaries.

WARNING Application considerations must be observed in selecting appropriate components for the application of these products contained herein. The failure to follow the recommendations set forth in this catalog may result in an unstable application which may result in serious personal injury or property damage.

EATON CORPORATION OR ANY OF ITS AFFILIATES OR SUBSIDIARIES SHALL NOT BE SUBJECT TO AND DISCLAIMS ANY OBLIGATIONS OR LIABILITIES (INCLUDING BUT NOT LIMITED TO ALL CONSEQUENTIAL, INCIDENTAL AND CONTINGENT DAMAGES) ARISING FROM TORT CLAIMS (INCLUDING WITHOUT LIMITATION NEGLIGENCE AND STRICT LIABILITY) OR OTHER THEORIES OF LAW WITH RESPECT TO ANY HOSE ASSEMBLIES NOT PRO-

DUCED FROM GENUINE AEROQUIP HOSE FITTINGS, HOSE AND AEROQUIP APPROVED EQUIPMENT, AND IN CONFORMANCE WITH EATON'S AEROQUIP PROCESS AND PRODUCT INSTRUCTIONS FOR EACH SPECIFIC HOSE ASSEMBLY.

Failure to follow these processes and product instructions and limitations could lead to premature hose assembly failures resulting in property damage, serious injury or death.

Routing

If the user follows the recommendations on hose line routing and installation as provide herein, improved safety and longer service life of any hose installation will result.

How to Order

SPECIALTY & TRUCK HOSE

LOW & MEDIUM PRESSURE HOSE

HIGH PRESSURE HOSE



HOSE FITTINGS

ADAPTERS & TUBE FITTINGS

ACCESSORIES & ASSEMBLY INSTRUCTIONS

HOSE ASSEMBLY EQUIPMENT

APPENDICES

Accurate processing and prompt delivery of your order depends on easy identification of your requirements. Please order Aeroquip brand parts using correct part numbers as described in this catalog. Inquiries and orders should be directed to your Aeroquip Distributor or:

Eaton Corporation
 14615 Lone Oak Road
 Eden Prairie, MN 55344
 USA
 952/937-9800;
 Fax: 952/974-7722
 www.hydraulics.eaton.com

Part numbers and dash sizes

Dash size designates the nominal size in 16ths of an inch. This number immediately follows the part number and is separated from it with a dash.

Dimensions

Dimensions given in this catalog for Aeroquip products are approximate and should be used for reference only. Exact dimensional information for a given product is subject to change and varying tolerances; contact Eaton directly for full current information.



WARNING Hose assemblies

Eaton manufactures the terminal ends of our hose fittings to the appropriate requirements established by the SAE. Therefore, the performance ratings of these hose fittings meet the SAE requirements. It is possible to order a hose assembly with a fitting terminal end that has a performance rating lower than the hose rating. When ordering hose assemblies, please keep the connecting end performance rating in mind since this may affect overall hose assembly performance.

Hose assembly components (hose and fittings) are easily assembled in the field. However, factory assembled reusable and crimped hose assemblies are available.

For complete information, contact Eaton.

Cut length hose

Cut lengths of hose should be ordered as shown below by specifying lengths in inches.

For numeric part numbers: 2651-10-00484
 Hose type _____
 Hose size (in 16ths of an inch) _____
 Cut length (in inches) _____
 last digit is in 1/8ths of an inch 00484 = 48 1/2 inches

For alpha-numeric part numbers: FC300-08-00484
 Hose type _____
 Hose dash size _____
 Cut length (in inches) _____
 last digit is in 1/8ths of an inch 00484 = 48 1/2 inches

Bulk hose

Bulk hose should be ordered by specifying length in feet as shown below.

Complete number 500 ft.-2651-10
 Quantity (in feet) _____
 Hose type _____
 Hose size (in 16ths of an inch) _____

Note: Length tolerance for hose, assemblies and sleeves is:

- Up to and including 12 inches: $\pm 1/8"$
- Above 12 inches to and including 18 inches: $\pm 3/16"$
- Above 18 inches to and including 36 inches: $\pm 1/4"$
- Above 36 inches: $\pm 1\%$ of length

AQP Hose

Refer to AQP Catalog A-HOAO-MC001-E1 for more information on AQP hose.

FC300 AQP Hose



Exceeds SAE100R5

The superior high-temperature, abrasion-resistant hose. Features extensive fluid compatibility.

See page 27.

FC194 AQP/Hi-IMPULSE Hose



Exceeds SAE100R1A, EN853 1ST, ISO1436-1 TYPE 1ST

Combines superior high-temperature resistance and extensive fluid compatibility plus operating pressures up to 40% greater than SAE100R1 hose.

Aeroquip brand HI-IMPULSE hose construction is a patented process. Patent number 3,725,167.

See page 40.

FC195 AQP/Hi-IMPULSE Hose



Exceeds SAE100R2A, EN853 2ST, ISO1436-1 TYPE 2ST

Combines superior high-temperature resistance and extensive fluid compatibility plus operating pressures up to 40% greater than SAE100R2 hose.

Aeroquip brand HI-IMPULSE hose construction is a patented process. Patent number 3,725,167.

See page 49.

FC510 AQP/Hi-Pac Hose



Exceeds SAE100R2 Performance Requirements

Combines the flexibility and economy of Hi-Pac hose with the temperature and fluid compatibility of AQP hose.

Aeroquip brand Hi-Pac hose construction is patented. Patent number 3,463,197.

See page 41.

FC323 AQP Hose



Uniform Pressure Spiral Wire Hose 210,0 BAR [3000 psi]

The features of AQP construction and spiral wire reinforcement are combined in this quality hose style.

See page 50.

FC324 AQP Hose



Uniform Pressure Spiral Wire Hose 280,0 BAR [4000 psi]

Features the patented AQP tube compound and 4-spiral wire reinforcement. Uses the same fittings as FC323.

See page 50.

FC325 AQP Hose



Uniform Pressure Spiral Wire Hose 350,0 BAR [5000 psi]

Features the patented AQP tube compound and 4-spiral wire reinforcement. Pressures to 350,0 BAR [5000 psi].

See page 51.

SPECIALTY & TRUCK HOSE

LOW & MEDIUM PRESSURE HOSE

HIGH PRESSURE HOSE

HOSE FITTINGS

ADAPTERS & TUBE FITTINGS

ACCESSORIES & ASSEMBLY INSTRUCTIONS

HOSE ASSEMBLY EQUIPMENT

APPENDICES

FC350 AQP Hose



Exceeds FMVSS-106 Type All

The revolutionary truck hose with superior abrasion resistance. Features an AQP tube for excellent fluid compatibility and temperature requirements.

See page 23.

FC355 AQP Hose



Exceeds FMVSS-106 Type All

Ideal for truck maintenance and piping conditions where fluid compatibility and chemical resistance are required.

Has a blue AQP elastomer cover for fluid resistance. See page 23.

FC234 AQP Hose



Fire resistant fuel hose meets USCG AI requirements. Offers positive fire resistance in

critical applications without using a firesleeve. See page 25.

FC332 AQP SOCKETLESS Hose



Offers extended fluid compatibility and operating temperature range for low pressure applications.

Used with Aeroquip brand SOCKETLESS fittings for quick and easy assembly. See page 33.

FC498 AQP Hose



Exceeds SAE100R6

For low pressure applications.

See page 36.

2661 AQP Hose



Exceeds SAE100R4

The dual-purpose hose with extensive fluid compatibility is ideal for either suction or chemical transfer applications.

See page 35.

GH194 MatchMate BLUE AQP/HI-IMPULSE Hose



Exceeds SAE 100R1AT

A thin cover, 1-wire version of AQP/HI-IMPULSE hose that allows the use of Aeroquip MatchMate Plus Thru-The-Cover (TTC) fittings.

Pressures to 227,0 BAR [3250 psi]. See page 39.

GH195 MatchMate BLUE AQP/HI-IMPULSE Hose



Exceeds SAE 100R2AT

A thin cover, 2-wire version of AQP/HI-IMPULSE hose that allows the use of Aeroquip MatchMate Plus Thru-The-Cover (TTC) fittings.

Pressures to 397,0 BAR [5750 psi]. See page 48.

FC650 AQP Hose



High Temperature Fuel and Oil

The revolutionary truck hose with superior abrasion resistance. Features an AQP tube for excellent fluid compatibility and temperature requirements.

Pressure to 70,0 BAR [1000 psi]. See page 24.

Synflex Thermoplastic Hose

Refer to Synflex Catalog E-HOOV-MC001-E for more information on Thermoplastic hose.

3R30 Low Pressure Hose



SAE100R3 Performance Specifications

- Low volumetric expansion
- Rugged design

Operating temperature range of -40°C to +100°C [-40°F to 212°F].

3130 Medium Pressure Hose



SAE100R7 Specifications

- Long continuous lengths
- Low elongation
- Best value 100R7 hose

Operating temperature range of -40°C to +100°C [-40°F to 212°F].

37AL Non-Conductive Medium Pressure Hose



SAE100R7 Non-Conductive Requirements, ANSI A92.2 Specs

- SAE J517 non-conductive hose construction
- Less than 50 micro-amperes leakage when subjected to 75,000 volts/ft for 5 minutes

• Flexible in low temperatures
• Abrasion/UV resistant cover
Operating temperature range of -54°C to +100°C [-65°F to 212°F].

3580 Medium Pressure Hose



SAE100R1 & R7 Performance Specifications

- Single permanent fitting series fits all sizes
- SAE 100R7 dimensions
- Cut resistant – heavy duty design
- Crush resistant

Operating temperature range of -40°C to +107°C [-45°F to 225°F].

30CT Constant Pressure Hose



SAE 100R18 Specifications

- Highly flexible, even in cold temperatures
- Small O.D.
- Lightweight, yet rugged construction

Operating temperature range of -54°C to +94°C [-65°F to 200°F].

3R80 High Pressure Hose



SAE 100R8 Specifications

- Long life in impulse cycling and flexing
- Designed for permanent or reusable fittings

Operating temperature range of -40°C to +100°C [-40°F to 212°F].

3E80 Non-Conductive High Pressure Hose



SAE100R8 Specifications

- SAE J517 non-conductive hose construction. Less than 50 micro-amperes leakage when subjected to 75,000 volts/ft for 5 minutes
- Long life for impulse cycling and flexing

• UV resistant cover
• Designed for permanent and reusable fittings
Operating temperature range of -40°C to +100°C [-40°F to 212°F].

SPECIALTY & TRUCK HOSE

LOW & MEDIUM PRESSURE HOSE

HIGH PRESSURE HOSE

HOSE FITTINGS

ADAPTERS & TUBE FITTINGS

ACCESSORIES & ASSEMBLY INSTRUCTIONS

HOSE ASSEMBLY EQUIPMENT

APPENDICES

Refer to Synflex Catalog E-HOOV-MC001-E for more information on Thermoplastic hose.

3V10 Very High Pressure Hose



- Compact size
- Low elongation
- Designed for permanent high pressure fittings with hose guards

- Lightweight
- Operating temperature range of -40°C to +66°C [-40°F to +150°F].

3VE0 Non-Conductive Very High Pressure Hose



- SAE J517 non-conductive hose construction. Less than 50 micro-amperes leakage when subjected to 75,000 volts/ft for 5 minutes
- Compact size
- Low elongation

- UV resistant cover
 - Designed for permanent high pressure fittings with hose guards
- Operating temperature range of -40°C to +66°C [-40°F to +150°F].

3630 General Purpose Air and Water Hose



- Standard bold colors: gray, red, blue, yellow or black
- Excellent abrasion and impact resistance
- Lightweight

- 4:1 Burst to working pressure safety factor
 - Long life over rubber hose
- Operating temperature range of -23°C to +66°C [-10°F to 150°F].

3440 Moisture-Lok Hose



- High moisture barrier core tube
- No plasticizers in the core tube
- UV resistant cover
- Custom colors available

- Operating temperature range of -23°C to +66°C [-10°F to 150°F].

34CU High Pressure Transfer Hose



Kynar® Core Tube

- Higher pressures than 3440 Moisture Lok series
- High moisture barrier core tube
- High chemical compatibility core tube
- UV resistant cover
- Custom colors available

- Operating temperature range of -40°C to +100°C [-40°F to 212°F].

A/C and Refrigeration Hose

Refer to A/C and Refrigeration Catalog A-HOAC-MC001-E1 for more information on A/C and Refrigeration hose.

GH134 Multi-Refrigerant A/C and Refrigeration Hose



Exceeds SAE-J2064, Type E.

Hose constructed of polyimide veneer tube, with polyester reinforcement and chlorobutyl cover. Temperature range is -40°C to +135°C [-40°F to +275°F]. Fitting selection includes factory crimp and the E-Z Clip line of A/C connections.

For more information, refer to catalog A-HOAC-MC001-E1.

FC558 R134a A/C and Refrigeration Hose



Meets SAE J2064 with 100R5 reusable fittings, sizes 10 to 24.

Butyl tube and polyester braid, abrasion-resistant cover. Designed to work with 100R5 reusable fittings. Temperature range is 40°C to +121°C [-40°F to +250°F].

For more information, refer to catalog A-HOAC-MC001-E1.

FC802 Multi-Refrigerant A/C and Refrigeration Hose



Hose constructed of polyimide veneer tube, with synthetic rubber cover. Designed to work with 100R5 reusable fittings. Temperature range is -40°C to +121°C [-40°F to +250°F].

For more information, refer to catalog A-HOAC-MC001-E1.

FC555 Multi-Refrigerant A/C and Refrigeration Hose



Meets SAE-J2064.

Flexible hose is constructed of a corrugated polyimide tube for exceptional flexibility in large bus applications. This is a factory crimp product. Please contact Eaton for additional information to qualify for field crimp of the

FC555 hose. Temperature range is -40°C to +125°C [-40°F to +257°F]. For more information, refer to catalog A-HOAC-MC001-E1.

FC505 Low Effusion, Multi-Refrigerant A/C and Refrigeration Hose



Hose constructed of polyimide veneer tube with polyester reinforcement and synthetic rubber cover. The FC505 fitting program is factory crimp only.

Temperature range is -40°C to +135°C [-40°F to +275°F]. For more information, refer to catalog A-HOAC-MC001-E1.

SPECIALTY & TRUCK HOSE

LOW & MEDIUM PRESSURE HOSE

HIGH PRESSURE HOSE

HOSE FITTINGS

ADAPTERS & TUBE FITTINGS

ACCESSORIES & ASSEMBLY INSTRUCTIONS

HOSE ASSEMBLY EQUIPMENT

APPENDICES

PTFE Hose

Refer to Everflex Catalog E-HOEV-MC001-E for more information on PTFE hose.

Smooth Bore "S" Series Hose



Everflex S Series tube is reinforced with 304 stainless steel wire. All sizes have a minimum of .040" thick extruded virgin PTFE. That is 33% more PTFE than most other manufacturers offer. The additional

PTFE results in improved bend radius, kink resistance and slows permeation of gases. Temperature range is -54°C to +230°C [-65°F to +450°F].

For more information, refer to catalog E-HOEV-MC001-E.

Smooth Bore "B" Series Hose



Everflex B Series is reinforced with bronze wire. All sizes have a minimum of 0.040" thick extended virgin PTFE. Everflex B Series hose has traditionally been used in high vibration envi-

ronments. Temperature range is -54°C to +204°C [-65°F to +400°F].

For more information, refer to catalog E-HOEV-MC001-E.

Smooth Bore "STW" Series Hose



Everflex STW Series tube is reinforced with 304 stainless steel wire. STW hose is available as an alternative where competitors' thin wall products are specified and S Series hose can not be substituted. Radius in inches to inside bend.

Multiply bend radius by 1.25 for dynamic applications. Temperature range is -54°C to +230°C [-65°F to +450°F].

For more information, refer to catalog E-HOEV-MC001-E.

Smooth Bore "S-3" Series Hose



S-3 with a PVC cover is a PTFE hose which can be used for DOT 571.106 hydraulic brake line applications. PVC cover is on the exterior in 0.020" thickness. The PVC cover is useful to protect motorcycle paint

jobs or provide durability in an abrasive environment. Temperature range is -40°C to +93°C [-40°F to +200°F].

For more information, refer to catalog E-HOEV-MC001-E.

Smooth Bore "SC" Series Hose



SC Series hose is identical to the S series with one exception. SC hose has an internal conductive static dissipating liner that provides a path to the hose end fittings for applications where flow induced electrostatic charges can occur.

Radius in inches to inside bend. Multiply bend radius by 1.25 for dynamic applications. Temperature range is -54°C to +230°C [-65°F to +450°F].

For more information, refer to catalog E-HOEV-MC001-E.

Smooth Bore "SCTW" Series Hose



SCTW Series hose is identical to the STW Series with one exception. SCTW hose has an internal conductive static dissipating liner that provides a path to the hose end fittings for applications where flow induced electro-

static charges can occur. Radius in inches to inside bend. Multiply bend radius by 1.25 for dynamic applications. Temperature range is -54°C to +204°C [-65°F to +400°F]. For more information, refer to catalog E-HOEV-MC001-E.

Smooth Bore "Hi-PSI" Series Hose



Hi-PSI Series hose is a heavy wall PTFE hose for very high pressure applications. The reinforcement is braided and not spiraled allowing for better hose flexibility.

Temperature range is -54°C to +204°C [-65°F to +400°F]. For more information, refer to catalog E-HOEV-MC001-E.

Conductive & Non-Conductive Convoluted Hose Conv-O-Crimp



Convoluted PTFE tube with 304 stainless steel wire braid reinforcement.

Industrial applications include: automotive, platten presses, pharmaceutical, truck and bus, reverse osmosis, hydraulics, chemical processing, steam, air,

water, tire manufacturing, electronics, steel mills, food processing, and tank truck transfer. Temperature range is -54°C to +204°C [-65°F to +400°F].

For more information, refer to catalog E-HOEV-MC001-E.

SPECIALTY & TRUCK HOSE

LOW & MEDIUM PRESSURE HOSE

HIGH PRESSURE HOSE

HOSE FITTINGS

ADAPTERS & TUBE FITTINGS

ACCESSORIES & ASSEMBLY INSTRUCTIONS

HOSE ASSEMBLY EQUIPMENT

APPENDICIES

FC252

Silicone rubber (heater)



# Part Number	Hose I.D.		Hose O.D.		Maximum Operating Pressure		Minimum Burst Pressure		Minimum Bend Radius		Weight of Hose	
	mm	in	mm	in	bar	psi	bar	psi	mm	in	Kg/m	lbs/ft
FC252-06	9,7	0.38	18,3	0.72	3,5	50	14,0	200	38,1	1.50	0,22	0.15
FC252-08	12,7	0.50	20,6	0.81	3,5	50	14,0	200	50,8	2.00	0,27	0.18
FC252-10	16,0	0.63	23,9	0.94	2,8	40	11,0	160	63,5	2.50	0,28	0.19
FC252-12	19,1	0.75	26,9	1.06	2,8	40	11,0	160	76,2	3.00	0,41	0.28
FC252-16	25,4	1.00	34,0	1.34	2,5	35	10,0	140	101,6	4.00	0,53	0.36

Construction

Silicone rubber tube, braided fiber reinforcement and silicone rubber cover.

Operating Temperature Range
-54°C to +177°C [-65°F to +350°F]

Application

Heater hose for passenger cars and trucks; connecting lines from hot water heaters to coolant-circulating systems. For more information on specific fluid applications and high temperature ratings, see pages 349-355.

For Complete Agency Listings

See pages 346-348.

Fitting Reference Page

Reusable	
Clamp	184

FC352

Silicone rubber (coolant)



# Part Number	Hose I.D.		Hose O.D.		Maximum Operating Pressure		Minimum Burst Pressure		Weight of Hose	
	mm	in	mm	in	bar	psi	bar	psi	Kg/m	lbs/ft
FC352-08	12,7	0.50	23,9	0.94	7,0	100	30,0	425	0,25	0.17
FC352-10	16,0	0.63	26,9	1.06	7,0	100	30,0	425	0,32	0.22
FC352-12	19,1	0.75	30,2	1.19	7,0	100	30,0	425	0,40	0.27
FC352-14	22,4	0.88	33,5	1.32	7,0	100	30,0	425	0,46	0.31
FC352-16	25,4	1.00	36,6	1.44	6,0	90	26,0	375	0,50	0.34
FC352-18	28,4	1.12	39,6	1.56	6,0	90	26,0	375	0,61	0.41
FC352-20	31,8	1.25	42,9	1.69	5,9	85	24,0	350	0,66	0.45
FC352-22	35,1	1.38	46,2	1.82	5,9	85	24,0	350	0,74	0.50
FC352-24	38,1	1.50	49,3	1.94	5,9	85	24,0	350	0,81	0.55
FC352-26	41,4	1.63	52,3	2.06	5,6	80	22,0	325	0,86	0.58
FC352-28	44,5	1.75	55,6	2.19	5,6	80	22,0	325	0,93	0.63
FC352-32	50,8	2.00	62,0	2.44	5,2	75	21,0	300	1,06	0.72
FC352-36	57,2	2.25	68,3	2.69	5,2	75	21,0	300	1,20	0.81
FC352-38	60,1	2.38	71,6	2.82	4,2	60	17,0	250	1,24	0.84
FC352-40	63,5	2.50	74,7	2.94	4,2	60	17,0	250	1,31	0.89
FC352-44	69,9	2.75	81,0	3.19	3,5	50	14,0	200	1,45	0.98
FC352-48	76,2	3.00	87,4	3.44	3,5	50	14,0	200	1,56	1.06
FC352-56	88,9	3.50	100,1	3.94	2,8	40	12,0	175	1,85	1.25
FC352-64	101,6	4.00	112,8	4.44	2,5	35	10,5	150	2,13	1.44
FC352-96	152,4	6.00	164,3	6.47	2,0	25	7,0	100	3,45	2.34
FC352-112	177,8	7.00	189,7	7.47	1,0	19	6,0	75	4,03	2.73

Construction

Silicone rubber tube, four spirals of nylon and silicone rubber cover.

Operating Temperature Range
-54°C to +177°C [-65°F to +350°F]

Application

Coolant system service with liquid-cooled engines. For more information on specific fluid applications and high temperature ratings, see pages 349-355.

For Complete Agency Listings

See pages 346-348.

Fitting Reference Page

Reusable	
Clamp	184

2550/2554

Airbrake

SAE J1402 FMVSS106



# Part Number	Hose I.D.		Hose O.D.		Maximum Operating Pressure		Minimum Burst Pressure		Minimum Bend Radius		Weight of Hose	
	mm	in.	mm	in.	bar	psi	bar	psi	mm	in.	Kg/m	lbs/ft
2550-6	9,7	0.38	19,1	0.75	16,0	225	62,0	900	44,5	1.75	0,30	0.20
2554-6	9,7	0.38	19,1	0.75	16,0	225	62,0	900	95,3	3.75	0,27	0.18

Construction

Synthetic rubber tube, double textile braids and synthetic rubber cover.

Operating Temperature Range

2550: -40°C to +93°C
[-40°F to +200°F],

2554: -54°C to +100°C
[-65°F to +212°F]

Application

Tractor to trailer lines, axle chamber lines and tractor service lines. For more information on specific fluid applications and high temperature ratings, see pages 349-355.

2554 Conforms to ordinance spec. MIL-H-3992B, Type 1, Class 1.

For Complete Agency Listings

See pages 346-348.

Fitting Reference Page

<i>Reusable</i>	
Fitting	182
Socket Data	65

Factory crimp fittings also available. Contact Eaton for details.

2570

SAE J1402 FMVSS106



# Part Number	Hose I.D.		Hose O.D.		Maximum Operating Pressure		Minimum Burst Pressure		Minimum Bend Radius		Weight of Hose	
	mm	in.	mm	in.	bar	psi	bar	psi	mm	in.	Kg/m	lbs/ft
2570-6	9,7	0.38	19,1	0.75	16,0	225	62,0	900	44,5	1.75	0,27	0.18
2570-8	12,7	0.50	22,4	0.88	16,0	225	62,0	900	50,8	2.00	0,34	0.23
2570-10†	15,7	0.62	26,9	1.06	16,0	225	62,0	900	57,2	2.25	0,44	0.30

Construction

Synthetic rubber tube, double textile braid and synthetic rubber cover.

Operating Temperature Range

-40°C to +100°C [-40°F to +212°F]

Application

Tractor to trailer lines, axle chamber lines and tractor service lines. For more information on specific fluid applications and high temperature ratings, see pages 349-355.

For Complete Agency Listings

See pages 346-348.

† Crimp Fittings only, contact Eaton Aeroquip.

Fitting Reference Page

<i>Reusable</i>	
Fitting	182
Socket Data	65

Factory crimp fittings also available. Contact Eaton for details.

FC629

SAE J1402 FMVSS106



# Part Number	Hose I.D.		Hose O.D.		Maximum Operating Pressure		Minimum Burst Pressure		Minimum Bend Radius		Weight of Hose	
	mm	in.	mm	in.	bar	psi	bar	psi	mm	in.	Kg/m	lbs/ft
FC629-06	9,7	0.38	19,8	0.78	15,0	225	62,0	900	44,5	1.75	0,27	0.18
FC629-08	12,7	0.50	23,1	0.91	15,0	225	62,0	900	50,8	2.00	0,30	0.20

Construction

Synthetic rubber tube, single polyester braid and synthetic rubber cover.

Operating Temperature Range

-40°C to +100°C [-40°F to +212°F]

Application

Tractor to trailer lines, axle chamber lines and tractor service lines. For more information on specific fluid applications and high temperature ratings, see pages 349-355.

For Complete Agency Listings

See pages 346-348.

Factory crimp fittings available. Contact Eaton for details.

FC829 Airbrake

SAE J1402 FMVSS106



#	Hose I.D.		Hose O.D.		Maximum Operating Pressure		Minimum Burst Pressure		Minimum Bend Radius		Weight of Hose	
	mm	in.	mm	in.	bar	psi	bar	psi	mm	in.	Kg/m	lbs/ft
FC829-08	12,7	0.50	23,1	0.91	15	225	62	900	76,2	3.00	0,27	0.18

Construction
EPDM rubber tube, double textile braids and EPDM rubber cover.

Operating Temperature Range
-40°C to +100°C [-40°F to +212°F]

Application
Tractor to trailer lines, axle chamber lines and tractor service lines. For more information on specific fluid applications and high temperature ratings, see pages 349-355.

For Complete Agency Listings
See pages 346-348.

Factory crimp fittings available. Contact Eaton for details.

1531/1531A Railroad Airbrake

Exceeds AAR-M618



#	Hose I.D.		Hose O.D.		Maximum Operating Pressure		Minimum Burst Pressure		Minimum Bend Radius		Weight of Hose	
	mm	in.	mm	in.	bar	psi	bar	psi	mm	in.	Kg/m	lbs/ft
1531-10‡	12,7	0.50	23,9	0.94	21,0	300	84,0	1200	139,7	5.50	0,57	0.38
1531-12	16,0	0.63	28,4	1.12	21,0	300	84,0	1200	165,1	6.50	0,71	0.48
1531-16‡	22,4	0.88	35,1	1.38	21,0	300	84,0	1200	187,5	7.38	1,07	0.72
1531-20	28,7	1.13	41,4	1.63	21,0	300	84,0	1200	241,3	9.50	1,16	0.78
1531A-24‡	35,1	1.38	47,8	1.88	21,0	300	84,0	1200	266,7	10.50	1,55	1.04

Construction
Synthetic rubber tube, partial textile braid, wire reinforcement (1531-10 and 1531-12 have single wire braid; 1531-16, 1531-20 and 1531A-24 have double wire braid) and synthetic rubber cover.

Operating Temperature Range
-54°C to +100°C [-65°F to +212°F]

Application
Locomotive airbrake lines. For more information on specific fluid applications and high temperature ratings, see pages 349-355.

For Complete Agency Listings
See pages 346-348.

Fitting Reference	Page
<i>Reusable</i>	
Fitting	185
Socket Data	65

‡ Crimp fittings also available for these sizes. Contact Eaton for information.

SPECIALTY & TRUCK HOSE
 LOW & MEDIUM PRESSURE HOSE
 HIGH PRESSURE HOSE
 HOSE FITTINGS
 ADAPTERS & TUBE FITTINGS
 ACCESSORIES & ASSEMBLY INSTRUCTIONS
 HOSE ASSEMBLY EQUIPMENT
 APPENDICES

FC355 AQP Engine & Airbrake

FMVSS106



# Part Number	Hose I.D.		Hose O.D.		Maximum Operating Pressure		Minimum Burst Pressure		Minimum Bend Radius		Vacuum Service		Weight of Hose	
	mm	in	mm	in	bar	psi	bar	psi	mm	in	kPa	in/Hg	Kg/m	lbs/ft
FC355-04	4,8	0.19	13,2	0.52	105,0	1500	420,0	6000	19,1	0.75	94,8	28	0,22	0.17
FC355-05	6,4	0.25	14,7	0.58	105,0	1500	420,0	6000	25,4	1.00	94,8	28	0,34	0.20
FC355-06	7,9	0.31	17,3	0.68	105,0	1500	420,0	6000	31,8	1.25	94,8	28	0,35	0.24
FC355-08	10,4	0.41	19,6	0.77	87,0	1250	350,0	5000	44,5	1.75	94,8	28	0,43	0.29
FC355-10	12,7	0.50	23,9	0.94	87,0	1250	350,0	5000	57,2	2.25	94,8	28	0,59	0.40
FC355-12	16,0	0.63	27,4	1.08	52,0	750	210,0	3000	69,9	2.75	67,7	20	0,68	0.46
FC355-16	22,4	0.88	31,5	1.24	28,0	400	112,0	1600	88,9	3.50	50,8	15	0,74	0.50
FC355-20	28,7	1.13	38,6	1.52	21,0	300	87,0	1250	114,3	4.50	50,8	15	0,87	0.59
FC355-24	35,1	1.38	44,5	1.75	17,0	250	70,0	1000	139,7	5.50	37,2	11	1,02	0.69
FC355-32	46,0	1.81	56,4	2.22	14,0	200	56,0	800	215,9	8.50	37,2	11	1,37	0.93

Construction

AQP elastomer tube, polyester inner braid and a single wire braid reinforcement, blue AQP elastomer cover.

Operating Temperature Range

-40°C to +150°C [-40°F to +302°F]

Air not to exceed 250 psi or +121°C [+250°F].

Application

Air, gasoline, fuel, lubricating oils and coolants. For more information on specific fluid applications and high temperature ratings, see pages 349-355.

For Complete Agency Listings

See pages 346-348.

Fitting Reference Page

<i>Crimp</i>	
100R5	134
<i>Reusable</i>	
Fitting	136
Socket Data	65

FC350 AQP Engine & Airbrake

FMVSS106



# Part Number	Hose I.D.		Hose O.D.		Maximum Operating Pressure		Minimum Burst Pressure		Minimum Bend Radius		Vacuum Service		Weight of Hose	
	mm	in	mm	in	bar	psi	bar	psi	mm	in	kPa	in/Hg	Kg/m	lbs/ft
FC350-04	4,8	0.19	13,2	0.52	140,0	2000	560,0	8000	19,1	0.75	94,8	28	0,22	0.13
FC350-05	6,4	0.25	14,7	0.58	105,0	1500	420,0	6000	25,4	1.00	94,8	28	0,34	0.16
FC350-06	7,9	0.31	17,3	0.68	105,0	1500	420,0	6000	31,8	1.25	94,8	28	0,35	0.20
FC350-08	10,4	0.41	19,6	0.77	87,0	1250	350,0	5000	44,5	1.75	94,8	28	0,43	0.23
FC350-10	12,7	0.50	23,9	0.94	87,0	1250	350,0	5000	57,2	2.25	94,8	28	0,59	0.33
FC350-12	16,0	0.63	27,4	1.08	52,0	750	210,0	3000	69,9	2.75	67,7	20	0,68	0.39
FC350-16	22,4	0.88	31,2	1.23	28,0	400	112,0	1600	88,9	3.50	50,8	15	0,74	0.50
FC350-20	28,4	1.12	38,1	1.50	21,0	300	84,0	1200	114,3	4.50	50,8	15	0,87	0.56
FC350-24	35,1	1.38	44,5	1.75	17,0	250	70,0	1000	139,7	5.50	37,2	11	1,02	0.63

Construction

AQP elastomer tube, polyester inner braid and a single wire braid reinforcement; black polyester textile braided cover.

Operating Temperature Range

-49°C to +150°C [-55°F to +302°F]

Air not to exceed +121°C [+250°F].

Application

Air, gasoline, fuel lubricating oils and coolants. For more information on specific fluid applications and high temperature ratings, see pages 349-355.

For Complete Agency Listings

See pages 346-348.

Fitting Reference Page

<i>Crimp</i>	
100R5	134
<i>Reusable</i>	
Fitting	136
Socket Data	65

FC650 AQP

High temperature fuel & oil



#	Hose I.D.		Hose O.D.		Maximum Operating Pressure		Minimum Burst Pressure		Minimum Bend Radius		Vacuum Service		Weight of Hose	
	mm	in	mm	in	bar	psi	bar	psi	mm	in	kPa	in/Hg	Kg/m	lbs/ft
FC650-04	4,8	0.19	12,2	0.48	70,0	1000	280,0	4000	19,1	0.75	94,8	28	0,15	0.10
FC650-06	7,9	0.31	16,0	0.63	70,0	1000	280,0	4000	31,8	1.25	94,8	28	0,22	0.15
FC650-08	10,4	0.41	18,8	0.74	70,0	1000	280,0	4000	44,5	1.75	94,8	28	0,28	0.19
FC650-10	12,7	0.50	21,1	0.83	70,0	1000	280,0	4000	57,2	2.25	94,8	28	0,34	0.23
FC650-12	16,0	0.63	25,1	0.99	70,0	1000	280,0	4000	69,9	2.75	67,7	20	0,41	0.28

Construction

AQP elastomer tube, single wire braid reinforcement, black polyester braided cover.

Operating Temperature Range

-49°C to +150°C [-55°F to +302°F]

Air not to exceed +121°C [+250°F].

Application

Diesel fuel, gasoline, lubricating oils, water, coolant and air. Not approved for airbrake applications. For more information on specific fluid applications and high temperature ratings, see pages 349-355.

For Complete Agency Listings

See pages 346-348.

Factory crimp fittings available. Contact Eaton for details.

FC699 AQP

High temperature fuel



AQP lightweight engine hose

#	Hose I.D.		Hose O.D.		Maximum Operating Pressure		Minimum Burst Pressure		Minimum Bend Radius		Vacuum Service		Weight of Hose	
	mm	in	mm	in	bar	psi	bar	psi	mm	in	kPa	in/Hg	Kg/m	lbs/ft
FC699-04	6,4	0.25	12,4	0.49	28,0	400	112,0	1600	31,8	1.25	94,8	28	0,09	0.06
FC699-06	9,7	0.38	16,0	0.63	28,0	400	112,0	1600	38,1	1.50	94,8	28	0,15	0.10
FC699-08	12,7	0.50	19,6	0.77	28,0	400	112,0	1600	50,8	2.00	94,8	28	0,19	0.13
FC699-10	16,0	0.63	23,9	0.94	24,0	350	98,0	1400	63,5	2.50	61,0	18	0,27	0.18
FC699-12	19,1	0.75	27,4	1.08	24,0	350	98,0	1400	76,2	3.00	61,0	18	0,30	0.20
FC699-16	25,4	1.00	33,8	1.33	17,0	250	70,0	1000	114,3	4.50	61,0	18	0,41	0.28

Construction

AQP elastomer tube, single aramid reinforcement braid and textile braided cover.

Operating Temperature Range

-40°C to +150°C [-40°F to +302°F].

Air not to exceed 250 psi or +121°C [+250°F].

Application

Diesel fuel, gasoline, crude and lubricating oils. For more information on specific fluid applications and high temperature ratings, see pages 349-355.

For Complete Agency Listings

See pages 346-348.

Fitting Reference Page

Crimp	
OTC	66

FC234 AQP

High temperature fuel and oil

Fire resistant USCG/MMT, NMMA/BIA



# Part Number	Hose I.D.		Hose O.D.		Maximum Operating Pressure		Minimum Burst Pressure		Minimum Bend Radius		Vacuum Service		Weight of Hose	
	mm	in	mm	in	bar	psi	bar	psi	mm	in	kPa	in/Hg	Kg/m	lbs/ft
FC234-05	6,4	0.25	14,7	0.58	105,0	1500	420,0	6000	25,4	1.00	94,8	28	0,32	0.22
FC234-06	7,9	0.31	17,3	0.68	105,0	1500	420,0	6000	31,8	1.25	94,8	28	0,37	0.25
FC234-08	10,4	0.41	19,3	0.76	87,0	1250	350,0	5000	44,5	1.75	94,8	28	0,44	0.30
FC234-10	12,7	0.50	23,9	0.94	87,0	1250	350,0	5000	57,2	2.25	94,8	28	0,66	0.45
FC234-12	16,0	0.63	27,4	1.08	52,0	750	210,0	3000	69,9	2.75	67,7	20	0,71	0.48
FC234-16	22,4	0.88	31,5	1.24	28,0	400	112,0	1600	88,9	3.50	54,2	16	0,75	0.51

Construction

AQP elastomer tube, brass plated steel wire reinforcement, braided refractory insulation and blue AQP elastomer cover.

Operating Temperature Range

-40°C to +150°C [-40°F to +302°F]

Application

Diesel fuel, gasoline, hot lube oil and water. For more information on specific fluid applications and high temperature ratings, see pages 349-355.

For Complete Agency Listings

See pages 346-348.

Fitting Reference Page

<i>Crimp</i>	
100R5	134
<i>Reusable</i>	
Fitting	136
Socket Data	65

2651

Single wire braid

SAE 100R5 performance



# Part Number	Hose I.D.		Hose O.D.		Maximum Operating Pressure		Minimum Burst Pressure		Minimum Bend Radius		Vacuum Service		Weight of Hose	
	mm	in	mm	in	bar	psi	bar	psi	mm	in	kPa	in/Hg	Kg/m	lbs/ft
2651-4	4,8	0.19	13,2	0.52	210,0	3000	840,0	12000	76,2	3.00	94,8	28	0,19	0.13
2651-5	6,4	0.25	14,7	0.58	210,0	3000	840,0	12000	85,9	3.38	94,8	28	0,24	0.16
2651-6	7,9	0.31	17,3	0.68	157,0	2250	630,0	9000	101,6	4.00	94,8	28	0,34	0.23
2651-8	10,4	0.41	19,1	0.75	140,0	2000	560,0	8000	117,3	4.62	94,8	28	0,38	0.26
2651-10	12,7	0.50	23,4	0.92	122,0	1750	490,0	7000	139,7	5.50	94,8	28	0,55	0.37
2651-12	16,0	0.63	27,4	1.08	105,0	1500	420,0	6000	165,1	6.50	94,8	28	0,68	0.46
2651-16	22,4	0.88	31,2	1.23	56,0	800	224,0	3200	187,5	7.38	67,7	20†	0,65	0.44
2651-20	28,4	1.12	38,1	1.50	43,0	625	175,0	2500	228,6	9.00	67,7	20†	0,77	0.52
2651-24	35,1	1.38	44,5	1.75	35,0	500	140,0	2000	266,7	10.50	50,8	15†	0,99	0.67
2651-32	46,0	1.81	56,4	2.22	24,0	350	98,0	1400	336,6	13.25	37,3	11†	1,39	0.94
2651-40	60,1	2.38	73,2	2.88	24,0	350	98,0	1400	609,6	24.00	37,3	11†	2,11	1.43

Construction

Synthetic rubber tube, textile inner braid, single wire braid reinforcement, outer textile braid and synthetic rubber cover.

Operating Temperature Range

-40°C to +100°C [-40°F to +212°F]

Application

Hydraulics, gasoline, fuel and lubricating oils, air and water. Air not to exceed 250 psi or +71°C [+160°F]. For more information on specific fluid applications and high temperature ratings, see pages 349-355.

For Complete Agency Listings

See pages 346-348.

†Maximum negative pressures shown for -16 and larger are suitable for hose which has suffered no external damage or kinking. If greater negative pressures are required for -16 and larger hoses, the use of an internal support coil is recommended.

Fitting Reference Page

<i>Reusable</i>	
Fitting	136
Socket Data	65

303/302A Single wire braid

MIL-DTL-8794



# Part Number	Hose I.D.		Hose O.D.		Maximum Operating Pressure		Minimum Burst Pressure		Minimum Bend Radius		Vacuum Service		Weight of Hose	
	mm	in	mm	in	bar	psi	bar	psi	mm	in	kPa	in/Hg	Kg/m	lbs/ft
303-4	4,8	0.19	13,2	0.52	210,0	3000	840,0	12000	76,2	3.00	94,8	28	0,22	0.15
303-5	6,4	0.25	14,7	0.58	210,0	3000	700,0	10000	85,9	3.38	94,8	28	0,28	0.19
303-6	7,9	0.31	17,3	0.68	140,0	2000	630,0	9000	101,6	4.00	94,8	28	0,32	0.22
303-8	10,4	0.41	19,6	0.77	140,0	2000	560,0	8000	117,3	4.62	94,8	28	0,38	0.26
303-10	12,7	0.50	23,4	0.92	122,0	1750	490,0	7000	139,7	5.50	94,8	28	0,53	0.36
303-12	16,0	0.63	27,4	1.08	105,0	1500	420,0	6000	165,1	6.50	94,8	28	0,62	0.46
302A-16	22,4	0.88	31,2	1.23	56,0	800	224,0	3200	187,5	7.38	94,8	28	0,55	0.44
302A-20	28,4	1.12	38,1	1.50	42,0	600	175,0	2500	228,6	9.00	94,8	28	0,68	0.52
302A-24	35,1	1.38	44,5	1.75	35,0	500	140,0	2000	279,4	11.00	94,8	28	0,81	0.67
302A32	46,0	1.81	56,4	2.22	24,0	350	98,0	1400	336,6	13.25	94,8	28	1,15	0.94

Construction
Synthetic rubber tube, textile inner braid, single wire braid reinforcement and black textile braid cover.

Operating Temperature Range
303 hose: -54°C to +121°C
[65°F to +250°F]

302A hose: -40°C to +121°C
[-40°F to +250°F]

Application
Hydraulics, air, gasoline, fuel and lubricating oils. Air not to exceed +71°C [+160°F]. For more information on specific fluid applications and high temperature ratings, see pages 349-355.

For Complete Agency Listings
See pages 346-348.

Fitting Reference	Page
Reusable	
Fitting	136
Socket Data	65

1503 Single wire braid

SAE 100R5



# Part Number	Hose I.D.		Hose O.D.		Maximum Operating Pressure		Minimum Burst Pressure		Minimum Bend Radius		Vacuum Service		Weight of Hose	
	mm	in	mm	in	bar	psi	bar	psi	mm	in	kPa	in/Hg	Kg/m	lbs/ft
1503-4	4,8	0.19	13,2	0.52	210,0	3000	840,0	12000	76,2	3.00	94,8	28	0,19	0.13
1503-5	6,4	0.25	14,7	0.58	210,0	3000	840,0	12000	85,9	3.38	94,8	28	0,24	0.16
1503-6	7,9	0.31	17,3	0.68	157,0	2250	630,0	9000	101,6	4.00	94,8	28	0,27	0.23
1503-8	10,4	0.41	19,6	0.77	140,0	2000	560,0	8000	117,3	4.62	94,8	28	0,32	0.26
1503-10	12,7	0.50	23,4	0.92	122,0	1750	490,0	7000	139,7	5.50	94,8	28	0,49	0.37
1503-12	16,0	0.63	27,4	1.08	105,0	1500	420,0	6000	165,1	6.50	94,8	28	0,58	0.46
1503-16	22,4	0.88	31,2	1.23	56,0	800	224,0	3200	187,5	7.38	67,7	20†	0,55	0.44
1503-20	28,4	1.12	38,1	1.50	43,0	625	175,0	2500	228,6	9.00	67,7	20†	0,68	0.52
1503-24	35,1	1.38	44,5	1.75	35,0	500	140,0	2000	266,7	10.50	50,8	15†	0,92	0.67
1503-32	46,0	1.81	56,6	2.23	24,0	350	98,0	1400	366,6	13.25	37,3	11†	1,28	0.94
1503-40	60,1	2.38	73,2	2.88	24,0	350	98,0	1400	609,6	24.00	37,3	11†	2,11	1.43

Construction
Synthetic rubber tube, textile inner braid, single wire braid reinforcement and black textile braid cover.

Operating Temperature Range
-40°C to +121°C [-40°F to +250°F]

Air not to exceed +71°C [+160°F].

Application
Hydraulics, air, gasoline, fuel and lubricating oils. For more information on specific fluid applications and high temperature ratings, see pages 349-355.

†Maximum negative pressures shown for -16 and larger are suitable only for those which has suffered no external damage or kinking. If greater negative pressures are required for -16 and larger hoses, the use of an internal support coil is recommended.

For Complete Agency Listings
See pages 346-348.

Fitting Reference	Page
Crimp	
100R5	134
Reusable	
Fitting	136
Socket Data	65

FC300 AQP Single wire braid

Exceeds SAE 100R5



# Part Number	Hose I.D.		Hose O.D.		Maximum Operating Pressure		Minimum Burst Pressure		Minimum Bend Radius		Vacuum Service		Weight of Hose	
	mm	in	mm	in	bar	psi	bar	psi	mm	in	kPa	in/Hg	Kg/m	lbs/ft
FC300-04	4,8	0.19	13,2	0.52	210,0	3000	840,0	12000	76,2	3.00	94,8	28	0,19	0.13
FC300-05	6,4	0.25	14,7	0.58	210,0	3000	840,0	12000	85,9	3.38	94,8	28	0,24	0.16
FC300-06	7,9	0.31	17,3	0.67	157,0	2250	630,0	9000	101,6	4.00	94,8	28	0,27	0.23
FC300-08	10,4	0.41	19,6	0.76	140,0	2000	560,0	8000	117,3	4.62	94,8	28	0,32	0.26
FC300-10	12,7	0.50	23,4	0.93	122,0	1750	490,0	7000	139,7	5.50	94,8	28	0,49	0.37
FC300-12	16,0	0.63	27,4	1.08	105,0	1500	420,0	6000	165,1	6.50	94,8	28	0,58	0.46
FC300-16	22,4	0.88	31,2	1.27	56,0	800	224,0	3200	187,5	7.38	67,7	20†	0,55	0.44
FC300-20	28,4	1.12	38,1	1.50	43,0	625	175,0	2500	228,6	9.00	67,7	20†	0,68	0.52
FC300-24	35,1	1.38	44,5	1.75	35,0	500	140,0	2000	266,7	10.50	50,8	15†	0,92	0.67
FC300-32‡	46,0	1.81	56,4	2.22	21,0	300	84,0	1200	336,6	13.25	37,3	11†	1,28	0.94
FC300-40‡	60,1	2.38	73,2	2.88	21,0	300	84,0	1200	609,6	24.00	27,1	8†	2,11	1.50

Construction

AQP elastomer tube, polyester inner braid, single wire braid reinforcement and blue polyester braid cover.

Operating Temperature Range

-49°C to +150°C [-55°F to +302°F]
Air not to exceed +121°C [+250°F].

Application

Hydraulics handling petroleum base fluids and air, gasoline, fuel and lubricating oils, fire resistant hydraulic fluids and other industrial fluids. For more information on specific fluid applications and high temperature ratings, see pages 349-355.

†Maximum negative pressure shown for -16 and larger are suitable for those which has suffered no external damage or kinking. If greater negative pressures are required for -16 and larger hoses, the use of an internal support coil is recommended.

‡ Does not meet SAE 100R5 pressure with reusable fittings. -32 size rated to 350 psi with crimp fittings.

Fitting Reference Page

Crimp	
100R5	134
Reusable	
Fitting	136
Socket Data	65

For Complete Agency Listings

See pages 346-348.

FC321 LPG UL listing MH6044



# Part Number	Hose I.D.		Hose O.D.		Maximum Operating Pressure		Minimum Burst Pressure		Minimum Bend Radius		Weight of Hose	
	mm	in	mm	in	bar	psi	bar	psi	mm	in	Kg/m	lbs/ft
FC321-04	4,8	0.19	13,2	0.52	24,0	350	122,0	1750	38,1	1.50	0,16	0.11
FC321-05	6,4	0.25	14,7	0.58	24,0	350	122,0	1750	44,5	1.75	0,19	0.13
FC321-06	7,9	0.31	17,0	0.67	24,0	350	122,0	1750	50,8	2.00	0,27	0.18
FC321-08	10,4	0.41	19,6	0.77	24,0	350	122,0	1750	58,7	2.31	0,31	0.21
FC321-10	12,7	0.50	23,4	0.92	24,0	350	122,0	1750	69,9	2.75	0,43	0.29
FC321-12	16,0	0.63	27,4	1.08	24,0	350	122,0	1750	82,6	3.25	0,55	0.37
FC321-16	22,4	0.88	31,5	1.24	24,0	350	122,0	1750	93,7	3.69	0,56	0.38

Construction

Synthetic rubber tube, a textile inner braid, a stainless steel wire braid reinforcement and a synthetic rubber impregnated textile braid cover.

Operating Temperature Range

-40°C to +121°C [-40°F to +250°F]

Application

Designed for butane-propane applications on either mobile or stationary equipment. For more information on specific fluid applications and high temperature ratings, see pages 349-355.

WARNING: LPG is a very hazardous liquid or gas and should be handled with maximum care to prevent leakage. Since the gas is heavier than air, it may flow along the ground if it escapes and cause an explosion or a fire. No leakage should ever be tolerated.

Fitting Reference Page

Reusable	
Fitting	136
Socket Data	65

For Complete Agency Listings

See pages 346-348.

CR170 LPG Single stainless steel braid

CGA (Canadian Gas Association) Type III



# Part Number	Hose I.D.		Hose O.D.		Maximum Operating Pressure		Minimum Burst Pressure		Minimum Bend Radius		Weight of Hose	
	mm	in	mm	in	bar	psi	bar	psi	mm	in	Kg/m	lbs/ft
CR170-04	4,8	0.19	13,2	0.52	24,0	350	840,0	12000	76,2	3.00	0,24	0.16
CR170-06	7,9	0.31	17,0	0.67	24,0	350	630,0	9000	101,6	4.00	0,32	0.22
CR170-08	10,4	0.41	19,6	0.77	24,0	350	560,0	8000	117,3	4.62	0,38	0.26
CR170-12	15,9	0.63	28,0	1.10	24,0	350	414,0	6000	165,1	6.50	0,71	0.48

Construction

Nylon tube, single stainless steel braid reinforcement, perforated synthetic rubber cover.

Operating Temperature Range

-40°C to +121°C [-40°F to +250°F]

Application

LPG (propane) vehicle, alternative fuel conversion systems. For more information on specific fluid applications and high temperature ratings, see pages 349-355.

WARNING: LPG is a very hazardous liquid or gas and should be handled with maximum care to prevent leakage. Since the gas is heavier than air, it may flow along the ground if it escapes and cause an explosion or a fire. No leakage should ever be tolerated.

Factory crimp fittings available. Contact Eaton for details.

For Complete Agency Listings

See pages 346-348.

NOTE: Must be CGA certified to crimp assemblies.

2807 PTFE

SAE 100R14A



# Part Number	Hose I.D.		Hose O.D.		Maximum Operating Pressure		Minimum Burst Pressure		Minimum Bend Radius		Vacuum Service		Weight of Hose	
	mm	in	mm	in	bar	psi	bar	psi	mm	in	kPa	in/Hg	Kg/m	lbs/ft
2807-3	3,6	0.14	6,4	0.25	210,0	3000	840,0	12000	38,1	1.50	94,8	28	0,06	0.04
2807-4	4,8	0.19	7,6	0.30	210,0	3000	840,0	12000	50,8	2.00	94,8	28	0,09	0.06
2807-5	6,6	0.26	9,4	0.37	210,0	3000	840,0	12000	76,2	3.00	94,8	28	0,12	0.08
2807-6	8,1	0.32	10,9	0.43	175,0	2500	700,0	10000	101,6	4.00	94,8†	28†	0,15	0.10
2807-8	10,7	0.42	13,7	0.54	140,0	2000	560,0	8000	133,4	5.25	94,8†	28†	0,18	0.12
2807-10	13,0	0.51	16,0	0.63	105,0	1500	420,0	6000	165,1	6.50	94,8†	28†	0,24	0.16
2807-12	16,3	0.64	19,3	0.76	84,0	1200	335,0	4800	196,9	7.75	94,8†	28†	0,27	0.18
2807-16	22,4	0.88	26,2	1.03	70,0	1000	280,0	4000	228,6	9.00	40,6†	12†	0,39	0.26
2807-20	28,4	1.12	32,8	1.29	43,0	625	175,0	2500	406,4	16.00	40,6†	12†	0,51	0.34

Construction

Extruded PTFE tube with stainless steel single wire braid.

Operating Temperature Range

-73°C to +260°C [-100°F to +500°F]

Application

Hot air, steam, compressor discharge and most chemical applications. Not recommended for steam-cold water cycling. For more information on specific fluid applications and high temperature ratings, see pages 349-355.

† Steam 200 psi at +388°F max. Engineering information is available for specific critical temperature requirements. Contact Eaton.

†Maximum negative pressure for -06 and larger are suitable for hose which has suffered no external damage or kinking. If greater negative pressures are required for -06 and larger hoses, the use of an internal support coil is recommended. Use of an internal support coil in -06 and larger PTFE hose is recommended for tube support where extended or continuous service at high temperature together with low or negative pressure is expected.

Fitting Reference Page

Crimp	Page
Fitting	129
Socket Data	64
Reusable	Page
Fitting	186
Socket Data	65

For Complete Agency Listings

See pages 346-348.

SPECIALTY & TRUCK HOSE
 LOW & MEDIUM PRESSURE HOSE
 HIGH PRESSURE HOSE
 HOSE FITTINGS
 ADAPTERS & TUBE FITTINGS
 ACCESSORIES & ASSEMBLY INSTRUCTIONS
 HOSE ASSEMBLY EQUIPMENT
 APPENDICES

S-TW Series Smooth Bore

Meets SAE 100R14A



# Part Number	Hose I.D.		Hose O.D.		Maximum Operating Pressure		Minimum Burst Pressure		Minimum Bend Radius		Vacuum Service		Weight of Hose	
	mm	in	mm	in	bar	psi	bar	psi	mm	in	kPa	in/Hg	Kg/m	lbs/ft
S-4TW	4,8	0.19	7,6	0.30	210,0	3000	840,0	12000	50,8	2.00	94,8	28	0,09	0.06
S-5TW	6,6	0.26	9,4	0.37	210,0	3000	840,0	12000	76,2	3.00	94,8	28	0,12	0.08
S-6TW	8,1	0.32	10,9	0.43	175,0	2500	700,0	10000	101,6	4.00	94,8†	28†	0,15	0.10
S-8TW	10,7	0.42	13,7	0.54	140,0	2000	560,0	8000	127,0	5.00	94,8†	28†	0,18	0.12
S-10TW	13,0	0.51	16,0	0.63	105,0	1500	420,0	6000	165,1	6.50	94,8†	28†	0,24	0.16
S-12TW	16,3	0.64	19,3	0.76	84,0	1200	335,0	4800	190,5	7.50	94,8†	28†	0,27	0.18
S-16TW	22,4	0.88	26,2	1.03	70,0	1000	280,0	4000	228,6	9.00	40,6†	12†	0,35	0.26

Construction

Extruded PTFE tube with stainless steel single wire braid.

Operating Temperature Range

-54°C to +230°C [-65°F to +450°F]

Application

Hot air, steam, compressor discharge and most chemical applications. Not recommended for steam-cold water cycling. For more information on specific fluid applications and high temperature ratings, see pages 349-355.

‡ Maximum negative pressure for -16 and larger are suitable for hose which has suffered no external damage or kinking. If greater negative pressures are required for -16 and larger hoses, the use of an internal support coil is recommended. Use of an internal support coil in -06 and larger PTFE hose is recommended for tube support where extended or continuous service at high temperature together with low or negative pressure is expected.

For Complete Agency Listings

See pages 346-348.

Fitting Reference Page

<i>Crimp</i>	
Fitting	129
Socket Data	64
<i>Reusable</i>	
Fitting	186
Socket Data	65

* See Everflex catalog E-HOEV-MC001-E for additional hose sizes and fitting options.

FC465 PTFE

Conductive SAE 100R14B

FDA Compliant per 21CFR178.3297



# Part Number	Hose I.D.		Hose O.D.		Maximum Operating Pressure		Minimum Burst Pressure		Minimum Bend Radius		Vacuum Service		Weight of Hose	
	mm	in	mm	in	bar	psi	bar	psi	mm	in	kPa	in/Hg	Kg/m	lbs/ft
FC465-03	3,6	0.14	6,4	0.25	210,0	3000	840,0	12000	38,1	1.50	94,8	28	0,06	0.04
FC465-04	4,8	0.19	7,6	0.30	210,0	3000	840,0	12000	50,8	2.00	94,8	28	0,09	0.06
FC465-05	6,6	0.26	9,4	0.37	210,0	3000	840,0	12000	76,2	3.00	94,8	28	0,12	0.08
FC465-06	8,1	0.32	10,9	0.43	175,0	2500	700,0	10000	101,6	4.00	94,8†	28†	0,15	0.10
FC465-08	10,7	0.42	13,7	0.54	140,0	2000	560,0	8000	133,4	5.25	94,8†	28†	0,18	0.12
FC465-10	13,0	0.51	16,0	0.63	105,0	1500	420,0	6000	165,1	6.50	94,8†	28†	0,24	0.16
FC465-12	16,3	0.64	19,3	0.76	84,0	1200	335,0	4800	196,9	7.75	94,8†	28†	0,27	0.18
FC465-16	22,4	0.88	26,2	1.03	70,0	1000	280,0	4000	228,6	9.00	40,6†	12†	0,39	0.26
FC465-20	28,4	1.12	32,8	1.29	43,0	625	175,0	2500	406,4	16.00	40,6†	12†	0,51	0.34

Construction

Conductive extruded black PTFE tube with stainless steel single wire braid.

Operating Temperature Range

-73°C to +260°C [-100°F to +500°F]

Application

Steam, compressor discharge and most chemical applications. Not recommended for steam-cold water cycling. For more information on specific fluid applications and high temperature ratings, see pages 349-355.

† Steam 200 psi at +388°F max. Engineering information is available for specific critical temperature requirements. Contact Eaton.

‡ Maximum negative pressure for -06 and larger are suitable for hose which has suffered no external damage or kinking. If greater negative pressures are required for -06 and larger hoses, the use of an internal support coil is recommended. Use of an internal support coil in -06 and larger PTFE hose is recommended for tube support where extended or continuous service at high temperature together with low or negative pressure is expected.

Fitting Reference Page

<i>Crimp</i>	
Fitting	129
Socket Data	64
<i>Reusable</i>	
Fitting	186
Socket Data	65

For Complete Agency Listings

See pages 346-348.

2808 PTFE



# Part Number	Hose I.D.		Hose O.D.		Maximum Operating Pressure		Minimum Burst Pressure		Minimum Bend Radius		Vacuum Service		Weight of Hose	
	mm	in	mm	in	bar	psi	bar	psi	mm	in	kPa	in/Hg	Kg/m	lbs/ft
2808-08	10,7	0.42	14,7	0.58	190,0	2750	758,0	11000	117,3	4.62	94,8†	28†	0,30	0.20
2808-10	12,9	0.51	17,3	0.68	172,0	2500	689,0	10000	139,7	5.50	94,8†	28†	0,39	0.26
2808-12	16,5	0.65	20,6	0.81	121,0	1750	483,0	7000	165,1	6.50	67,7†	20†	0,45	0.30
2808-16	22,3	0.88	27,7	1.09	103,0	1500	414,0	6000	187,4	7.38	50,8†	15†	0,65	0.44
2808-20	28,4	1.12	34,3	1.35	78,0	1125	310,0	4500	279,4	11.00	50,8†	15†	0,85	0.57
2808-24	35,0	1.38	41,1	1.62	55,0	800	221,0	3200	355,6	14.00	50,8†	15†	1,04	0.70

Construction

Extruded PTFE tube with double stainless steel braids.

Operating Temperature Range

-73°C to +260°C [-100°F to +500°F]

Application

Hot air, steam and most chemical applications. Not recommended for steam-cold water cycling. For more information on specific fluid applications and high temperature ratings, see pages 400-404.

† Steam 200 psi at +388°F max. Engineering information is available for specific critical temperature requirements. Contact Eaton.

‡Maximum negative pressure for -08 and larger are suitable for hose which has suffered no external damage or kinking. If greater negative pressures are required for -08 and larger hoses, the use of an internal support coil is recommended. Use of an internal support coil in -08 and larger PTFE hose is recommended for tube support where extended or continuous service at high temperature together with low or negative pressure is expected.

For Complete Agency Listings

See pages 397-398.

Fitting Reference Page

Reusable	Page
Fitting	189
Socket Data	65

FC469 PTFE



Conductive

# Part Number	Hose I.D.		Hose O.D.		Maximum Operating Pressure		Minimum Burst Pressure		Minimum Bend Radius		Vacuum Service		Weight of Hose	
	mm	in.	mm	in.	bar	psi	bar	psi	mm	in.	kPa	in/Hg	Kg/m	lbs/ft
FC469-06	7,6	0.30	12,2	0.48	280,0	4000	1120,0	16000	63,5	2.50	94,8†	28†	0,25	0.17
FC469-08	9,9	0.39	15,5	0.61	280,0	4000	1120,0	16000	73,2	2.88	94,8†	28†	0,36	0.24
FC469-10	12,4	0.49	18,3	0.72	245,0	3500	980,0	14000	82,6	3.25	94,8†	28†	0,43	0.29

Construction

Conductive extruded PTFE tube with stainless steel single wire braid.

Operating Temperature Range

-54°C to +204°C [-65°F to +400°F]

Application

High pressure chemical and fluid transfer. For information on specific fluid applications and high temperature ratings, see pages 400-404.

† Steam 200 psi at +388°F max. Engineering information is available for specific critical temperature requirements. Contact Eaton.

‡Use of an internal support coil in -06 and larger PTFE hose is recommended for tube support where extended or continuous service at high temperature together with low or negative pressure is expected.


For Complete Agency Listings

See pages 397-398.

Contact Eaton for fitting information.

FC363 Convuluted PTFE

Nonconductive tube



# Part Number	Hose I.D.		Hose O.D.		Maximum Operating Pressure		Minimum Burst Pressure		Minimum Bend Radius		Minimum Kink Radius		Vacuum Service	
	mm	in	mm	in	bar	psi	bar	psi	mm	in	mm	in	kPa	in/Hg
FC363-08	13,7	0.54	18,8	0.74	87,0	1250†	350,0	5000	73,2	2.88	25,4	1.00	94,8	28
FC363-10	16,0	0.63	22,4	0.88	69,0	1000†	248,0	3600	76,2	3.00	38,1	1.50	94,8	28
FC363-12	20,6	0.81	26,9	1.06	76,0	1100†	303,0	4400	95,3	3.75	50,8	2.00	94,8	28
FC363-16	25,4	1.00	32,5	1.28	70,0	1000†	280,0	4000	127,0	5.00	63,5	2.50	81,3	24
FC363-20	31,5	1.24	38,9	1.53	70,0	1000†	280,0	4000	158,8	6.25	88,9	3.50	67,7	20
FC363-24	38,6	1.52	46,0	1.81	52,0	750†	210,0	3000	190,5	7.50	114,3	4.50	40,6	12
FC363-32	50,8	2.00	58,7	2.31	35,0	500†	140,0	2000	254,0	10.00	152,4	6.00	16,9	5

Construction

Convuluted PTFE tube with stainless steel single wire braid cover.

Operating Temperature Range

-54°C to +204°C [-65°F to +400°F]

Application

Chemical, food, water and waste handling, and various transfer applications. Not recommended for steam-cold water cycling or air. For more information on specific fluid applications and high temperature ratings, see pages 349-355.

†Steam 200 psi at +388°F max. Engineering information is available for specific critical temperature requirements. Contact Eaton.

Fitting Reference Page

Crimp	Page
Fitting	131
Socket Data	64
OTC*	66


* Applications under 250 psi (sizes -10 thru -24) not recommended for air applications.

For Complete Agency Listings

See pages 346-348.

FC364 Convuluted PTFE

Conductive tube



# Part Number	Hose I.D.		Hose O.D.		Maximum Operating Pressure		Minimum Burst Pressure		Minimum Bend Radius		Minimum Kink Radius		Vacuum Service	
	mm	in	mm	in	bar	psi	bar	psi	mm	in	mm	in	kPa	in/Hg
FC364-08	13,7	0.54	18,8	0.74	87,0	1250†	350,0	5000	73,2	2.88	25,4	1.00	94,8	28
FC364-10	16,0	0.63	22,4	0.88	69,0	1000†	248,0	3600	76,2	3.00	38,1	1.50	94,8	28
FC364-12	20,6	0.81	26,9	1.06	76,0	1100†	303,0	4400	95,3	3.75	50,8	2.00	94,8	28
FC364-16	25,4	1.00	32,3	1.27	70,0	1000†	280,0	4000	127,0	5.00	63,5	2.50	81,3	24
FC364-20	31,5	1.24	38,9	1.53	70,0	1000†	280,0	4000	158,8	6.25	88,9	3.50	67,7	20
FC364-24	38,6	1.52	46,0	1.81	52,0	750†	210,0	3000	190,5	7.50	114,3	4.50	40,6	12
FC364-32	50,8	2.00	58,7	2.31	35,0	500†	140,0	2000	254,0	10.00	152,4	6.00	16,9	5

Construction

Convuluted conductive PTFE tube with stainless steel wire braid cover.

Operating Temperature Range

-54°C to +204°C [-65°F to +400°F]

Application

Steam lines and fuel transfer applications where static dissipation is required. Not recommended for steam-cold water cycling or air. For more information on specific fluid applications and high temperature ratings, see pages 349-355.

†Steam 200 psi at +388°F max. Engineering information is available for specific critical temperature requirements. Contact Eaton.

Fitting Reference Page

Crimp	Page
Fitting	131
Socket Data	64
OTC*	66

* Applications under 250 psi (sizes -10 thru -24) not recommended for air applications.

For Complete Agency Listings

See pages 346-348.

FC563 Convuluted PTFE

Nonconductive tube



# Part Number	Hose I.D.		Hose O.D.		Maximum Operating Pressure		Minimum Burst Pressure		Minimum Bend Radius		Vacuum Service	
	mm	in	mm	in	bar	psi	bar	psi	mm	in	kPa	in/Hg
FC563-08	13,7	0.54	18,8	0.74	87,0	1250	350,0	5000	73,2	2.88	94,8	28
FC563-12	20,6	0.81	29,9	1.06	76,0	1100	303,0	4400	95,3	3.75	94,8	28
FC563-16	25,4	1.00	32,5	1.28	70,0	1000	280,0	4000	127,0	5.00	81,2	24
FC563-20	31,5	1.24	38,9	1.53	70,0	1000	280,0	4000	158,8	6.25	67,7	20
FC563-24	38,6	1.52	46,0	1.81	52,0	750	210,0	3000	190,5	7.50	33,9	10
FC563-32	50,8	2.00	58,7	2.31	35,0	500	140,0	2000	254,0	10.00	23,7	7

Construction

Convuluted PTFE tube with stainless steel single wire braid reinforcement and integral black polyester overbraid cover.

Operating Temperature Range

-54°C to +150°C [-65°F to +300°F]

Application

Chemical transfer and various chemical processing applications. Not recommended for steam or steam-cold water cycling. For more information on specific fluid applications and high temperature ratings, see pages 349-355.

For Complete Agency Listings

See pages 346-348.

Fitting Reference Page

Crimp	
Fitting	131
Socket Data	64

Factory crimp only.

2575 Low pressure SOCKETLESS™ Textile Braid



# Part Number	Hose I.D.		Hose O.D.		Maximum Operating Pressure		Minimum Burst Pressure		Minimum Bend Radius		Weight of Hose	
	mm	in	mm	in	bar	psi	bar	psi	mm	in	Kg/m	lbs/ft
2575-4	6,4	0.25	11,9	0.47	17,0	250	70,0	1000	76,2	3.00	0,13	0.09
2575-6	9,7	0.38	15,8	0.62	17,0	250	70,0	1000	101,6	4.00	0,19	0.13
2575-8	12,7	0.50	19,1	0.75	17,0	250	70,0	1000	127,0	5.00	0,25	0.17
2575-10	16,0	0.63	23,1	0.91	14,0	200	56,0	800	152,4	6.00	0,30	0.20
2575-12	19,1	0.75	26,2	1.03	14,0	200	56,0	800	177,8	7.00	0,33	0.22

Construction

Synthetic rubber tube, textile braid reinforcement, black synthetic rubber cover (only).

Operating Temperature Range

-40°C to +100°C [-40°F to +212°F]

Water not to exceed +66°C [+150°F] and air not to exceed +71°C [+160°F].

Application

For gasoline, fuel and lubricating oils, air and water. Not recommended for hydraulic impulse applications and not approved for airbrake applications. For more information on specific fluid applications and high temperature ratings, see pages 349-355.

For Complete Agency Listings

See pages 346-348.

Fitting Reference Page

Reusable	
Fitting	176

FC332 AQP

Low pressure *SOCKETLESS™*

Textile Braid



#	Hose I.D.		Hose O.D.		Maximum Operating Pressure		Minimum Burst Pressure		Minimum Bend Radius		Vacuum Service		Weight of Hose	
	mm	in	mm	in	bar	psi	bar	psi	mm	in	kPa	in/Hg	Kg/m	lbs/ft
FC332-04	6,4	0.25	12,4	0.49	17,0	250	70,0	1000	76,2	3.00	94,8	28	0,12	0.08
FC332-06	9,7	0.38	16,0	0.63	17,0	250	70,0	1000	76,2	3.00	94,8	28	0,18	0.12
FC332-08	12,7	0.50	19,1	0.75	17,0	250	70,0	1000	127,0	5.00	94,8	28	0,22	0.15
FC332-10	16,0	0.63	23,1	0.91	17,0	250	70,0	1000	152,4	6.00	60,9	18	0,30	0.20
FC332-12	19,1	0.75	26,4	1.04	17,0	250	70,0	1000	177,8	7.00	60,9	18	0,42	0.28

Construction

AQP elastomer tube, textile braid reinforcement, AQP elastomer cover.

Operating Temperature Range

-40°C to +150°C [-40°F to +302°F]

Air not to exceed +121°C [+250°F] and water not to exceed +82°C [+180°F].

Application

For gasoline, fuel and lubricating oils, air and water. Not recommended for hydraulic impulse applications and not approved for airbrake applications. For more information on specific fluid applications and high temperature ratings, see pages 349-355.

For Complete Agency Listings

See pages 346-348.

Fitting Reference Page

Reusable	
Fitting	176

FC647

Low pressure *SOCKETLESS™*

Textile braid



Fire resistant meets RMA/CGA flame test requirements

#	Hose I.D.		Hose O.D.		Maximum Operating Pressure		Minimum Burst Pressure		Minimum Bend Radius		Vacuum Service		Weight of Hose	
	mm	in	mm	in	bar	psi	bar	psi	mm	in	kPa	in/Hg	Kg/m	lbs/ft
FC647-04*	6,4	0.25	13,2	0.52	25,0	360	99,0	1440	76,2	3.00	94,8	28	0,09	0.06
FC647-06*	9,7	0.38	16,8	0.66	21,0	300	84,0	1200	76,2	3.00	94,8	28	0,15	0.09
FC647-08*	12,7	0.50	20,1	0.79	21,0	300	84,0	1200	127,0	5.00	94,8	28	0,18	0.12
FC647-10*	16,0	0.63	23,4	0.92	17,0	250	70,0	1000	152,4	6.00	60,9	18	0,24	0.16
FC647-12*	19,1	0.75	26,7	1.05	17,0	250	70,0	1000	177,8	7.00	60,9	18	0,27	0.18

Construction

Synthetic rubber tube, textile braid reinforcement, polyester braided cover.

Operating Temperature Range

-40°C to +100°C [-40°F to +212°F]

Water not to exceed +66°C (+150°F), air not to exceed +74°C (+165°F).

Application

For gasoline, fuel and lubricating oils, air and water. Not recommended for hydraulic impulse applications and not approved for airbrake applications. For more information on specific fluid applications and high temperature ratings, see pages 349-355.

**NOTE: You must insert the correct color code in the complete part number. Color codes are BLK = black, BLU = blue, BRN = brown, GRN = green, WHT = white. Example: FC647-04GRN is a green cover in dash size 4. Not all sizes are available in all colors.*

Fitting Reference Page

Reusable	
Fitting	176

For Complete Agency Listings

See pages 346-348.

2556/2565

Low pressure **SOCKETLESS™**

Textile braid



Meets performance requirements SAE 30R2 Type 1

# Part Number	Hose I.D.		Hose O.D.		Maximum Operating Pressure		Minimum Burst Pressure		Minimum Bend Radius		Vacuum Service		Weight of Hose	
	mm	in	mm	in	bar	psi	bar	psi	mm	in	kPa	in/Hg	Kg/m	lbs/ft
2556-4	6,4	0.25	12,4	0.49	25,0	360	99,0	1440	76,2	3.00	94,8	28	0,12	0.08
2556-6	9,7	0.38	15,7	0.62	21,0	300	84,0	1200	76,2	3.00	94,8	28	0,18	0.12
2556-8	12,7	0.50	19,1	0.75	21,0	300	84,0	1200	127,0	5.00	94,8	28	0,24	0.16
2556-10	16,0	0.63	23,1	0.91	17,0	250	70,0	1000	152,4	6.00	61,0	18	0,31	0.21
2556-12	19,1	0.75	26,2	1.03	17,0	250	70,0	1000	177,8	7.00	61,0	18	0,37	0.25
2565-4	6,4	0.25	12,7	0.50	21,0	300	87,0	1250	57,2	2.25	67,7	20	0,13	0.09
2565-6	9,7	0.38	16,0	0.63	17,0	250	70,0	1000	76,2	3.00	67,7	20	0,16	0.11
2565-8	12,7	0.50	19,8	0.78	14,0	200	52,0	750	95,3	3.75	33,9	10	0,25	0.17
2565-10	16,0	0.63	24,6	0.97	12,0	175	49,0	700	120,7	4.75	33,9	10	0,42	0.28
2565-12	19,1	0.75	27,7	1.09	8,5	125	35,0	500	139,7	5.50	33,9	10	0,45	0.30

Construction

Synthetic rubber tube, textile braid reinforcement, synthetic rubber cover.

Operating Temperature Range

2556: -40°C to +100°C [-40°F to +212°F]. Water not to exceed +66°C [+150°F], air not to exceed +160°C [+71°F].

2565: -54°C to +121°C [-65°F to +250°F]. Water not to exceed +66°C [+150°F], air not to exceed +74°C [+165°F].

Application

For gasoline, fuel and lubricating oils, air and water. Not recommended for hydraulic impulse applications and not approved for airbrake applications. For more information on specific fluid applications and high temperature ratings, see pages 349-355.

2565 is a low-temperature synthetic rubber covered MIL-DTL-13444 Type 1, Class A hose.

For Complete Agency Listings

See pages 346-348.

Fitting Reference Page

Reusable	
Fitting	176

FC619

Flexible 1/2 SAE bend

Wire inserted suction



Exceeds SAE 100R4

# Part Number	Hose I.D.		Hose O.D.		Maximum Operating Pressure		Minimum Burst Pressure		Minimum Bend Radius		Vacuum Service		Weight of Hose	
	mm	in	mm	in	bar	psi	bar	psi	mm	in	kPa	in/Hg	Kg/m	lbs/ft
FC619-12	19,1	0.75	30,7	1.21	21,0	300†	84,0	1200	63,5	2.50	94,8	28	0,68	0.46
FC619-16	25,4	1.00	37,6	1.48	17,0	250†	70,0	1000	76,2	3.00	94,8	28	0,83	0.56
FC619-20	31,8	1.25	44,5	1.75	14,0	200†	56,0	800	102,0	4.00	94,8	28	1,16	0.78
FC619-24	38,1	1.50	51,8	2.04	10,5	150†	42,0	600	127,0	5.00	94,8	28	1,49	1.00
FC619-32	50,8	2.00	64,8	2.55	7,0	100†	28,0	400	152,4	6.00	94,8	28	1,83	1.23
FC619-40	63,5	2.50	79,2	3.12	4,0	62	17,0	250	355,6	14.00	94,8	28	2,35	1.58
FC619-48	76,2	3.00	95,3	3.75	4,0	62	16,0	225	457,2	18.00	94,8	28	3,36	2.26

Construction

Synthetic rubber tube, reinforcement consisting of a helical wire between two textile reinforcement layers and synthetic rubber cover.

Operating Temperature Range

-40°C to +135°C [-40°F to +275°F]

Application

Suction and transfer applications for petroleum hydraulic fluids, fuel, lubricating oils, gasoline, water and many other industrial fluids. For more information on specific fluid applications and high temperature ratings, see pages 349-355.

† Maximum working pressure for band clamp type fittings is 3,4 bar [50 psi].

NOTE: -40 and -48 sizes require special tooling for crimp fittings. Contact Eaton for information.

For Complete Agency Listings

See pages 346-348.

Fitting Reference Page

Crimp	
OTC	66
TTC	66
-40, -48	133
Socket Data	64
Reusable	
Nipple	66
Clamps	184

SPECIALTY & TRUCK HOSE
 LOW & MEDIUM PRESSURE HOSE
 HIGH PRESSURE HOSE
 HOSE FITTINGS
 ADAPTERS & TUBE FITTINGS
 ACCESSORIES & ASSEMBLY INSTRUCTIONS
 HOSE ASSEMBLY EQUIPMENT
 APPENDICES

2661 AQP Wire inserted suction

Exceeds SAE 100R4



SPECIALTY &
TRUCK HOSE

LOW & MEDIUM
PRESSURE HOSE

HIGH PRESSURE HOSE

HOSE FITTINGS

ADAPTERS &
TUBE FITTINGS

ACCESSORIES &
ASSEMBLY INSTRUCTIONS

HOSE ASSEMBLY
EQUIPMENT

APPENDICES

#	Hose I.D.		Hose O.D.		Maximum Operating Pressure		Minimum Burst Pressure		Minimum Bend Radius		Vacuum Service		Weight of Hose	
	mm	in	mm	in	bar	psi	bar	psi	mm	in	kPa	in/Hg	Kg/m	lbs/ft
2661-12	19,1	0.75	31,8	1.25	21,0	300†	84,0	1200	125,0	5.00	94,8	28	0,62	0,42
2661-16	25,4	1.00	38,1	1.50	17,0	250†	70,0	1000	150,0	6.00	94,8	28	0,74	0,50
2661-20	31,8	1.25	45,7	1.80	14,0	200†	56,0	800	200,0	8.00	94,8	28	1,34	0,90
2661-24	38,1	1.50	52,3	2.06	10,5	150†	42,0	600	255,0	10.00	94,8	28	1,68	1,13
2661-32	50,8	2.00	64,8	2.55	7,0	100†	28,0	400	300,0	12.00	94,8	28	1,93	1,30
2661-40	63,5	2.50	78,2	3.08	4,0	62	16,0	225	355,0	14.00	94,8	28	2,56	1,72
2661-48‡	76,2	3.00	90,9	3.58	4,0	62	16,0	225	460,0	18.00	94,8	28	2,92	1,96
2661-64‡	101,6	4.00	119,1	4.69	3,5	50	14,0	200	610,0	24.00	94,8	28	4,58	3,08

Construction

AQP elastomer tube, reinforcement consisting of a helical wire between two textile braids and blue AQP elastomer cover.

Operating Temperature Range

-40°C to +150°C [-40°F to +302°F]

Application

Suction and transfer applications for petroleum and fire resistant hydraulic fluids, fuel, lubricating oils, gasoline, water and many other industrial fluids. For more information on specific fluid applications and high temperature ratings, see pages 349-355.

† Maximum working pressure for band clamp type fittings is 3,4 bar [50 psi].

‡ Sold as bulk hose only.

For Complete Agency Listings

See pages 346-348.

Fitting Reference Page

<i>Crimp</i>	
OTC	66
TTC	66
-40, -48	133
Socket Data	64
<i>Reusable</i>	
Nipple	66
Clamps	184

FC466 Textile braid

Exceeds SAE 100R6 performance*



#	Hose I.D.		Hose O.D.		Maximum Operating Pressure		Minimum Burst Pressure		Minimum Bend Radius		Vacuum Service		Weight of Hose	
	mm	in	mm	in	bar	psi	bar	psi	mm	in	kPa	in/Hg	Kg/m	lbs/ft
FC466-04	6,4	0.25	12,2	0.48	28,0	400	112,0	1600	63,5	2.50	94,8	28	0,09	0,06
FC466-06	9,7	0.38	15,7	0.62	28,0	400	112,0	1600	75,0	3.00	94,8	28	0,15	0,10
FC466-08	12,7	0.50	19,1	0.75	28,0	400	112,0	1600	100,0	4.00	94,8	28	0,19	0,13
FC466-10	16,0	0.63	23,1	0.91	24,0	350	98,0	1400	125,0	5.00	60,9	18	0,27	0,18
FC466-12	19,1	0.75	26,2	1.03	24,0	350	98,0	1400	150,0	7.00	60,9	18	0,28	0,19

Construction

Synthetic rubber tube, textile braid reinforcement and polyester braid cover.

Operating Temperature Range

-40°C to +100°C [-40°F to +212°F], Air not to exceed +71°C [+160°F].

Application

For gasoline, fuel, lubricating oils, air and water. Not approved for airbrake applications. For more information on specific fluid applications and high temperature ratings, see pages 349-355.

* All sizes except -12

For Complete Agency Listings

See pages 346-348.

Fitting Reference Page

<i>Crimp</i>	
OTC	66
Skive Nipple**	66
Socket Data	64

**No skiving required.

FC498 AQP Textile braid

Exceeds SAE 100R6



# Part Number	Hose I.D.		Hose O.D.		Maximum Operating Pressure		Minimum Burst Pressure		Minimum Bend Radius		Vacuum Service		Weight of Hose	
	mm	in	mm	in	bar	psi	bar	psi	mm	in	kPa	in/Hg	Kg/m	lbs/ft
FC498-04	6,4	0.25	12,7	0.50	28,0	400	112,0	1600	63,5	2.50	94,8	28	0,12	0.08
FC498-06	9,7	0.38	15,7	0.62	28,0	400	112,0	1600	75,0	3.00	94,8	28	0,19	0.13
FC498-08	12,7	0.50	19,1	0.75	28,0	400	112,0	1600	100,0	4.00	94,8	28	0,22	0.15
FC498-10	16,0	0.63	23,1	0.91	24,0	350	98,0	1400	125,0	5.00	60,9	18	0,30	0.20
FC498-12	19,1	0.75	26,2	1.03	24,0	350	98,0	1400	150,0	6.00	60,9	18	0,42	0.28

Construction

AQP elastomer tube, textile braid reinforcement, blue AQP elastomer cover.

Operating Temperature Range
-40°C to +150°C [-40°F to +302°F]

Application

Low pressure return lines in hydraulic systems. For more information on specific fluid applications and high temperature ratings, see pages 349-355.

For Complete Agency Listings

See pages 346-348.

Fitting Reference Page

Crimp	Page
OTC	66
Skive Nipple**	66
Socket Data	64

**No skiving required.

FC598 AQP Textile braid

Exceeds SAE 100R6



# Part Number	Hose I.D.		Hose O.D.		Maximum Operating Pressure		Minimum Burst Pressure		Minimum Bend Radius		Vacuum Service		Weight of Hose	
	mm	in	mm	in	bar	psi	bar	psi	mm	in	kPa	in/Hg	Kg/m	lbs/ft
FC598-04	6,4	0.25	12,2	0.50	28,0	400	112,0	1600	63,5	2.50	94,8	28	0,12	0.08
FC598-06	9,7	0.38	15,7	0.62	28,0	400	112,0	1600	75,0	3.00	94,8	28	0,19	0.13
FC598-08	12,7	0.50	19,1	0.78	28,0	400	112,0	1600	100,0	4.00	94,8	28	0,22	0.15
FC598-10	16,0	0.63	23,1	0.91	24,0	350	98,0	1400	125,0	5.00	60,9	18	0,30	0.20
FC598-12	19,1	0.75	26,2	1.03	24,0	350	98,0	1400	150,0	6.00	60,9	18	0,42	0.28

Construction

AQP elastomer tube, textile braid reinforcement, black AQP elastomer cover.

Operating Temperature Range
-40°C to +150°C [-40°F to +302°F]

Application

Low pressure return lines in hydraulic systems. For more information on specific fluid applications and high temperature ratings, see pages 349-355.

For Complete Agency Listings

See pages 346-348.

Fitting Reference Page

Crimp	Page
OTC	66
Skive Nipple**	66
Socket Data	64

**No skiving required.

2580 Double textile braid

MIL-H-24136/3



# Part Number	Hose I.D.		Hose O.D.		Maximum Operating Pressure		Minimum Burst Pressure		Minimum Bend Radius		Weight of Hose	
	mm	in	mm	in	bar	psi	bar	psi	mm	in	Kg/m	lbs/ft
2580-4	4,8	0.19	13,2	0.52	70,0	1000	280,0	4000	76,2	3.00	0,18	0.12
2580-5	6,4	0.25	14,7	0.58	56,0	800	224,0	3200	85,9	3.38	0,22	0.15
2580-6	7,9	0.31	17,3	0.68	45,0	650	180,0	2600	101,6	4.00	0,25	0.17
2580-8	10,4	0.41	19,6	0.77	43,0	625	175,0	2500	117,3	4.62	0,28	0.19
2580-10	12,7	0.50	23,4	0.92	42,0	600	168,0	2400	139,7	5.50	0,42	0.28
2580-12	16,0	0.63	27,4	1.08	38,0	550	152,0	2200	165,1	6.50	0,51	0.34
2580-16	22,4	0.88	31,5	1.24	35,0	500	140,0	2000	187,5	7.38	0,54	0.36
2580-20	28,5	1.12	38,1	1.50	31,0	450	124,0	1800	228,6	9.00	0,64	0.43
2580-24	45,7	1.38	44,5	1.75	28,0	400	112,0	1600	266,7	10.50	0,76	0.51
2580-32	46,0	1.81	56,4	2.22	24,0	350	98,0	1400	336,6	13.25	1,12	0.75

Construction

Synthetic rubber tube, double textile braid reinforcement and synthetic rubber cover. For larger dash sizes, see Catalog A-MM-MC-0001-E.

Application

For water, gasoline, and fuel oil. For more information on specific fluid applications and high temperature ratings, see pages 349-355.

For Complete Agency Listings

See pages 346-348.

Fitting Reference Page

Reusable	
Fitting	136
Socket Data	65

Operating Temperature Range

-40°C to +100°C [-40°F to +212°F].

2583 Double textile braid

SAE 100R3



# Part Number	Hose I.D.		Hose O.D.		Maximum Operating Pressure		Minimum Burst Pressure		Minimum Bend Radius		Weight of Hose	
	mm	in	mm	in	bar	psi	bar	psi	mm	in	Kg/m	lbs/ft
2583-4	6,4	0.25	14,5	0.57	87,0	1250	350,0	5000	76,2	3.00	0,18	0.12
2583-6	9,7	0.38	19,1	0.75	78,0	1125	315,0	4500	101,6	4.00	0,33	0.22
2583-8	12,7	0.50	23,9	0.94	70,0	1000	280,0	4000	127,0	5.00	0,39	0.26
2583-12	19,1	0.75	31,8	1.25	52,0	750	210,0	3000	152,4	6.00	0,71	0.48
2583-16	25,4	1.00	38,1	1.50	39,0	565	157,0	2250	203,2	8.00	0,76	0.51
2583-20	31,8	1.25	44,5	1.75	26,0	375	105,0	1500	254,0	10.00	1,09	0.73

Construction

Synthetic rubber tube, double textile braid reinforcement and synthetic rubber cover.

Application

For hydraulics, fuel, lubricating oils, gasoline, air and water. Not approved for airbrake applications. For more information on specific fluid applications and high temperature ratings, see pages 349-355.

For Complete Agency Listings

See pages 346-348.

Fitting Reference Page

Crimp	
OTC	66

Operating Temperature Range
-40°C to +100°C [-40°F to +212°F].
Air not to exceed +71°C [+161°F].

SPECIALTY &
TRUCK HOSE

LOW & MEDIUM
PRESSURE HOSE

HIGH PRESSURE HOSE

HOSE FITTINGS

ADAPTERS &
TUBE FITTINGS

ACCESSORIES &
ASSEMBLY INSTRUCTIONS

HOSE ASSEMBLY
EQUIPMENT

APPENDICIES

2681 HI-IMPULSE® Single wire braid



Meets or exceeds:
SAE 100R1A, EN853 1ST, ISO 1436-1 Type 1ST

# Part Number	Hose I.D.		Hose O.D.		Maximum Operating Pressure		Minimum Burst Pressure		Minimum Bend Radius		Weight of Hose	
	mm	in	mm	in	bar	psi	bar	psi	mm	in	Kg/m	lbs/ft
2681-3	4,8	0.19	12,7	0.50	280,0	4000	1120,0	16000	88,9	3.50	0,19	0.13
2681-4	6,4	0.25	15,8	0.62	227,0	3250	897,0	13000	100,0	4.00	0,28	0.19
2681-5	7,9	0.31	17,5	0.69	227,0	3250	897,0	13000	115,0	4.50	0,40	0.27
2681-6	9,7	0.38	19,8	0.78	210,0	3000	840,0	12000	125,0	5.00	0,45	0.30
2681-8	12,7	0.50	23,1	0.91	175,0	2500	700,0	10000	180,0	7.00	0,58	0.39
2681-10	16,0	0.63	26,2	1.03	140,0	2000	560,0	8000	200,0	8.00	0,68	0.46
2681-12	19,1	0.75	30,2	1.19	124,0	1800	497,0	7200	240,0	9.50	0,79	0.53
2681-16	25,4	1.00	38,1	1.50	90,0	1300	359,0	5200	300,0	12.00	1,19	0.80
2681-20	31,8	1.25	46,0	1.81	60,0	900	248,0	3600	420,0	16.50	1,46	0.98
2681-24	38,1	1.50	52,3	2.06	49,0	700	193,0	2800	500,0	20.00	1,67	1.12
2681-32	50,8	2.00	65,5	2.58	42,0	600	168,0	2400	630,0	25.00	2,43	1.63

Construction
Synthetic rubber tube, single wire braid reinforcement and synthetic rubber cover.

Operating Temperature Range
-40°C to +100°C [-40°F to +212°F]

Application
Hydraulic system service with petroleum and water-base fluids, for general industrial service. For more information on specific fluid applications and high temperature ratings, see pages 349-355.

For Complete Agency Listings
See pages 346-348.

Fitting Reference	Page
<i>Crimp</i>	
Skive Nipple	66
Socket Data	64

SPECIALTY &
TRUCK HOSE

LOW & MEDIUM
PRESSURE HOSE

HIGH PRESSURE HOSE

HOSE FITTINGS

ADAPTERS &
TUBE FITTINGS

ACCESSORIES &
ASSEMBLY INSTRUCTIONS

HOSE ASSEMBLY
EQUIPMENT

APPENDICES

GH663 MATCHMATE Plus HI-IMPULSE Single wire braid



Meets or exceeds:

SAE 100R1AT Type S, EN853 1SN, ISO 1436-1 Type 1SN

# Part Number	Hose I.D.		Hose O.D.		Maximum Operating Pressure		Minimum Burst Pressure		Minimum Bend Radius		Weight of Hose	
	mm	in	mm	in	bar	psi	bar	psi	mm	in	Kg/m	lbs/ft
GH663-4	6,4	0.25	13,5	0.53	227,0	3250†	897,0	13000†	100,0	4.00	0,24	0.16
GH663-6	9,7	0.38	17,5	0.69	210,0	3000†	840,0	12000†	125,0	5.00	0,37	0.25
GH663-8	12,7	0.50	20,6	0.81	175,0	2500†	700,0	10000†	180,0	7.00	0,45	0.30
GH663-12	19,1	0.75	27,7	1.09	124,0	1800†	497,0	7200†	241,3	9.50	0,67	0.45
GH663-16	25,4	1.00	35,8	1.41	90,0	1300†	359,0	5200†	304,8	12.00	1,01	0.68
GH663-20	31,8	1.25	43,4	1.71	70,0	1000	280,0	4000	419,1	16.50	1,31	0.88
GH663-24	38,1	1.50	50,6	1.99	66,0	950	260,0	3770	419,1	16.50	1,31	0.88
GH663-32	50,8	2.00	64,0	2.52	50,0	725	200,0	2900	508,0	20.00	1,56	1.05
					40,0	580	160,0	2320	635,0	25.00	1,95	1.31

Construction

Synthetic rubber tube, single wire braid reinforcement and synthetic rubber cover.

Operating Temperature Range

-40°C to +100°C [-40°F to +212°F]

Application

Hydraulic system service with petroleum and water-base fluids, for general industrial service. For more information on specific fluid applications and high temperature ratings, see pages 349-355.

† Improved performance when used with Global Crimp fittings.

For Complete Agency Listings

See pages 346-348.

Fitting Reference Page

<i>Crimp</i>	
TTC	66
Skive Nipple	66
Socket Data	64
<i>Reusable</i>	
Fitting	148
Socket Data	65

GH194 AQP MATCHMATE BLUE HI-IMPULSE Single wire braid



Meets or exceeds:

SAE 100R1AT Type S, EN853 1SN, ISO 1436-1 Type 1SN

# Part Number	Hose I.D.		Hose O.D.		Maximum Operating Pressure		Minimum Burst Pressure		Minimum Bend Radius		Weight of Hose	
	mm	in	mm	in	bar	psi	bar	psi	mm	in	Kg/m	lbs/ft
GH194-4	6,4	0.25	13,5	0.53	227,0	3250	897,0	13000	100,0	4.00	0,25	0.17
GH194-6	9,7	0.38	17,5	0.69	210,0	3000	840,0	12000	125,0	5.00	0,37	0.25
GH194-8	12,7	0.50	20,6	0.81	175,0	2500	700,0	10000	180,0	7.00	0,45	0.30
GH194-10	16,0	0.63	23,9	0.94	140,0	2000	560,0	8000	205,0	8.00	0,54	0.36
GH194-12	19,1	0.75	27,7	1.09	124,0	1800	497,0	7200	240,0	9.50	0,68	0.46
GH194-16	25,4	1.00	35,8	1.41	90,0	1300	359,0	5200	300,0	12.00	0,98	0.66
GH194-20	31,8	1.25	43,9	1.73	62,0	900	248,0	3600	420,0	16.50	1,26	0.85

Construction

AQP elastomer tube, single wire braid reinforcement and blue AQP elastomer cover.

Operating Temperature Range

-40°C to +150°C [-40°F to +300°F].

Application

Petroleum and fire-resistant hydraulic fluids, fuel and lubricating oils, gasoline, water and other industrial fluids. For more information on specific fluid applications and high temperature ratings, see pages 349-355.

For Complete Agency Listings

See pages 346-348.

Fitting Reference Page

<i>Crimp</i>	
TTC	66
Skive Nipple	66
Socket Data	64

FC194 AQP HI-IMPULSE Single wire braid



Meets or exceeds:
SAE 100R1A, EN853 1ST, ISO 1436-1 Type 1ST

# Part Number	Hose I.D.		Hose O.D.		Maximum Operating Pressure		Minimum Burst Pressure		Minimum Bend Radius		Weight of Hose	
	mm	in	mm	in	bar	psi	bar	psi	mm	in	Kg/m	lbs/ft
FC194-04	6,4	0.25	16,0	0.63	227,0	3250	897,0	13000	100,0	4.00	0,28	0.19
FC194-06	9,7	0.38	19,8	0.78	210,0	3000	840,0	12000	125,0	5.00	0,45	0.30
FC194-08	12,7	0.50	22,9	0.90	175,0	2500	700,0	10000	180,0	7.00	0,58	0.39
FC194-10	16,0	0.63	26,2	1.03	140,0	2000	560,0	8000	200,0	8.00	0,68	0.46
FC194-12	19,1	0.75	30,2	1.19	124,0	1800	497,0	7200	240,0	9.50	0,79	0.53
FC194-16	25,4	1.00	38,1	1.50	90,0	1300	359,0	5200	300,0	12.00	1,19	0.80
FC194-20	31,8	1.25	46,0	1.81	62,0	900	248,0	3600	420,0	16.50	1,46	0.98

Construction

AQP elastomer tube, single wire braid reinforcement and blue AQP elastomer cover.

Operating Temperature Range

-40°C to +150°C [-40°F to +302°F]

Application

Petroleum and fire-resistant hydraulic fluids, fuel, lubricating oils, gasoline, water, and other industrial fluids. For more information on specific fluid applications and high temperature ratings, see pages 349-355.

For Complete Agency Listings

See pages 346-348.

Fitting Reference Page

Crimp	Page
Skive Nipple	66
Socket Data	64

FC611 EPDM hose Single wire braid



# Part Number	Hose I.D.		Hose O.D.		Maximum Operating Pressure		Minimum Burst Pressure		Minimum Bend Radius		Weight of Hose	
	mm	in	mm	in	bar	psi	bar	psi	mm	in	Kg/m	lbs/ft
FC611-04	6,4	0.25	13,5	0.53	210,0	3000	840,0	12000	101,6	4.00	0,24	0.16
FC611-06	9,7	0.38	17,3	0.68	157,0	2250	630,0	9000	127,0	5.00	0,33	0.22
FC611-08	12,7	0.50	20,3	0.80	140,0	2000	560,0	8000	177,8	7.00	0,42	0.28
FC611-12	19,1	0.75	27,9	1.10	87,0	1250	350,0	5000	241,3	9.50	0,64	0.43
FC611-16	25,4	1.00	35,8	1.41	70,0	1000	280,0	4000	304,8	12.00	0,89	0.60
FC611-20	31,8	1.25	43,4	1.71	43,0	625	175,0	2500	419,1	16.50	1,19	0.80
FC611-24	38,1	1.50	50,5	1.99	35,0	500	140,0	2000	508,0	20.00	1,52	1.02
FC611-32	50,8	2.00	64,0	2.52	26,0	375	105,0	1500	635,0	25.00	1,90	1.28

Construction

Synthetic EPDM tube, single wire braid reinforcement and green EPDM synthetic cover.

Operating Temperature Range

-40°C to +75°C [-40°F to +175°F]

Application

Ground support equipment (GSE), industrial phosphate ester-based fluids, water glycol systems. For more information on specific fluid applications and high temperature ratings, see pages 349-355.

For Complete Agency Listings

See pages 346-348.

Fitting Reference Page

Crimp	Page
TTC	66

FC310 Hi-Pac wire braid

SAE 100R16 performance



# Part Number	Hose I.D.		Hose O.D.		Maximum Operating Pressure		Minimum Burst Pressure		Minimum Bend Radius		Weight of Hose	
	mm	in	mm	in	bar	psi	bar	psi	mm	in	Kg/m	lbs/ft
FC310-04	6,4	0.25	14,0	0.55	350,0	5000.00	1400,0	20000	50,8 76,2	2.00† 3.00	0,31	0.21
FC310-06	9,7	0.38	17,3	0.68	280,0	4000.00	1120,0	16000	63,5 88,9	2.50† 3.50	0,40	0.27
FC310-08	12,7	0.50	20,1	0.79	245,0	3500.00	980,0	14000	88,9 127,0	3.50† 5.00	0,51	0.34
FC310-10	16,0	0.63	23,6	0.93	192,0	2750.00	770,0	11000	101,6 152,4	4.00† 6.00	0,65	0.44
FC310-12	19,1	0.75	27,4	1.08	157,0	2250.00	630,0	9000	120,7 177,8	4.75† 7.00	0,74	0.50
FC310-16	25,4	1.00	34,6	1.36	140,0	2000.00	560,0	8000	152,4 228,6	6.00† 9.00	1,06	0.71
FC310-20	31,8	1.25	42,9	1.69	113,0	1625.00	455,0	6500	209,6 279,4	8.25† 11.00	1,58	1.06

Construction

Synthetic rubber tube, HI-PAC braided wire reinforcement, synthetic rubber cover.

Operating Temperature Range

-40°C to +100°C [-40°F to +212°F]

Application

Hydraulic system service with petroleum and water-base fluids, for general industrial service. For more specific information on fluid applications, see pages 349-355.

† Improved minimum bend radius when used with global fittings.

For Complete Agency Listings

See pages 346-348.

Fitting Reference Page

<i>Crimp</i>	
TTC	66
Skive Nipple	66
Socket Data	64
<i>Reusable</i>	
Fitting	151
Socket Data	65

FC510 AQP Hi-Pac wire braid



# Part Number	Hose I.D.		Hose O.D.		Maximum Operating Pressure		Minimum Burst Pressure		Minimum Bend Radius		Weight of Hose	
	mm	in	mm	in	bar	psi	bar	psi	mm	in	Kg/m	lbs/ft
FC510-04	6,4	0.25	14,5	0.57	350,0	5000	1400,0	20000	76,2	3.00	0,34	0.23
FC510-06	9,7	0.38	17,5	0.69	280,0	4000	1120,0	16000	88,9	3.50	0,43	0.29
FC510-08	12,7	0.50	20,3	0.80	245,0	3500	980,0	14000	127,0	5.00	0,51	0.34
FC510-10	16,0	0.63	23,6	0.93	192,0	2750	770,0	11000	152,4	6.00	0,65	0.44
FC510-12	19,1	0.75	27,7	1.09	157,0	2250	630,0	9000	177,8	7.00	0,77	0.52
FC510-16	25,4	1.00	34,8	1.37	140,0	2000	560,0	8000	228,6	9.00	1,06	0.71
FC510-20	31,8	1.25	43,2	1.70	113,0	1625	455,0	6500	279,4	11.00	1,61	1.08

Construction

AQP elastomer tube, Hi-Pac braided wire reinforcement and blue AQP elastomer cover.

Operating Temperature Range

-40°C to +150°C [-40°F to +302°F]

Application

Petroleum and fire-resistant hydraulic fluids, fuel, and lubricating systems. For more information on specific fluid applications and high temperature ratings, see pages 346-348.

For Complete Agency Listings

See pages 346-348.

Fitting Reference Page

<i>Crimp</i>	
TTC	66
Skive Nipple	66
Socket Data	64
<i>Reusable</i>	
Fitting	151
Socket Data	65

FC639

Flexible cover

3000 PSI Constant pressure

SAE 100R17



# Part Number	Hose I.D.		Hose O.D.		Maximum Operating Pressure		Minimum Burst Pressure		Minimum Bend Radius		Weight of Hose	
	mm	in	mm	in	bar	psi	bar	psi	mm	in	Kg/m	lbs/ft
FC639-04	6,4	0.25	13,2	0.52	210,0	3000	840,0	12000	50,8	2.00	0,22	0.15
FC639-06	9,7	0.38	17,0	0.67	210,0	3000	840,0	12000	63,5	2.50	0,34	0.23
FC639-08	12,7	0.50	20,6	0.81	210,0	3000	840,0	12000	88,9	3.50	0,48	0.32
FC639-10**	16,0	0.63	25,4	1.00	210,0	3000	840,0	12000	101,6	4.00	0,76	0.51
FC639-12**	19,1	0.75	29,0	1.14	210,0	3000	840,0	12000	120,7	4.75	0,94	0.63
FC639-16**	25,4	1.00	36,3	1.43	210,0	3000	840,0	12000	152,4	6.00	1,24	0.83

Construction

Synthetic rubber tube with one or two wire braid reinforcements, ozone flexible neoprene rubber cover.

Operating Temperature Range

-40°C to +100°C [-40°F to +212°F]

Application

General industrial and hydraulic system service with petroleum and water-base fluids. Recommended for high-pressure oil lines used on construction equipment and other off-highway applications. For more information on specific fluid applications and high temperature ratings, see pages 349-355.

For Complete Agency Listings

See pages 346-348.

**Two braids of high tensile wire.

Fitting Reference Page

Crimp	Page
TTC	66
Skive Nipple	66
Socket Data	64

GH681

3000 PSI Constant pressure

Single wire braid

Exceeds EN 853 Type 1



# Part Number	Hose I.D.		Hose O.D.		Maximum Operating Pressure		Minimum Burst Pressure		Minimum Bend Radius		Weight of Hose	
	mm	in	mm	in	bar	psi	bar	psi	mm	in	Kg/m	lbs/ft
GH681-4	6,4	0.25	11,9	0.47	225,0	3250	900,0	13050	50,8	2.00	0,16	0.11
GH681-6	9,7	0.38	16,0	0.63	210,0	3000	840,0	12000	63,5	2.50	0,28	0.18
GH681-8	12,7	0.50	19,8	0.78	210,0	3000	840,0	12000	88,9	3.50	0,39	0.26

Construction

Synthetic rubber tube, single wire braid reinforcement and synthetic rubber cover. Meets or exceeds EN requirements at 1/2 SAE Bend Radius.

Operating Temperature Range

-40°C to +100°C [-40°F to +212°F]

Application

Hydraulic system service with petroleum and water-base fluids, for general industrial service. For more information on specific fluid applications and high temperature ratings, see pages 349-355.

For Complete Agency Listings

See pages 346-348.

Fitting Reference Page

Crimp	Page
TTC (-6 only)	66
Skive Nipple	66
Socket Data	64

FC839B BRUISER

Ultra-abrasion resistant cover

3000 PSI Constant pressure

SAE 100R17



# Part Number	Hose I.D.		Hose O.D.		Maximum Operating Pressure		Minimum Burst Pressure		Minimum Bend Radius		Weight of Hose	
	mm	in	mm	in	bar	psi	bar	psi	mm	in	Kg/m	lbs/ft
FC839B-04	6,4	0.25	13,2	0.52	210,0	3000	840,0	12000	50,8	2.00	0,22	0.15
FC839B-06	9,7	0.38	17,0	0.67	210,0	3000	840,0	12000	63,5	2.50	0,34	0.23
FC839B-08	12,7	0.50	20,6	0.81	210,0	3000	840,0	12000	88,9	3.50	0,48	0.32
FC839B-10**	16,0	0.63	25,4	1.00	210,0	3000	840,0	12000	101,6	4.00	0,76	0.51
FC839B-12**	19,1	0.75	29,0	1.14	210,0	3000	840,0	12000	120,7	4.75	0,94	0.63
FC839B-16**	25,4	1.00	36,3	1.43	210,0	3000	840,0	12000	152,4	6.00	1,24	0.83

Construction

Synthetic rubber tube with one or two layers of braided wire reinforcement, synthetic rubber intermediate cover and BRUISER outer cover.

Operating Temperature Range

-40°C to +100°C [-40°F to +212°F]

Application

High abrasion industrial and hydraulic system applications with petroleum and water-based fluids. Recommended for use on critical applications in construction, forestry, and other off-highway vehicles. BRUISER outer cover offers unmatched abrasion, chemical, and environmental protection. For more information on specific fluid applications and temperature ratings, see pages 349-355.

For Complete Agency Listings

See pages 346-348.

**Two braids of high tensile wire.

Fitting Reference Page

Crimp	Page
TTC	66
Skive Nipple	66
Socket Data	64

FC849

4000 PSI Constant pressure



# Part Number	Hose I.D.		Hose O.D.		Maximum Operating Pressure		Minimum Burst Pressure		Minimum Bend Radius		Weight of Hose	
	mm	in	mm	in	bar	psi	bar	psi	mm	in	Kg/m	lbs/ft
FC849-04	6,4	0.25	15,2	0.60	280,0	4000	1120,0	16000	50,8	2.00	0,36	0.24
FC849-06	9,7	0.38	19,3	0.76	280,0	4000	1120,0	16000	63,5	2.50	0,54	0.36
FC849-08	12,7	0.50	22,6	0.89	280,0	4000	1120,0	16000	88,9	3.50	0,64	0.43
FC849-10	16,0	0.63	25,7	1.01	280,0	4000	1120,0	16000	101,6	4.00	0,90	0.60
FC849-12	19,1	0.75	30,0	1.18	280,0	4000	1120,0	16000	120,7	4.75	1,07	0.72

Construction

Synthetic rubber tube with two layers of wire braid reinforcement and abrasion resistance synthetic rubber cover.

Operating Temperature Range

-40°C to +100°C [-40°F to +212°F]

Application

Industrial and hydraulic system applications with petroleum and water-based fluids. Recommended for use on construction, forestry, and other off-highway vehicles. For more information on specific fluid applications and temperature ratings, see pages 349-355.

For Complete Agency Listings

See pages 346-348.

Fitting Reference Page

Crimp	Page
TTC	66
Skive Nipple *	66
Socket Data	64

*-06 thru -12 only

SPECIALTY & TRUCK HOSE

LOW & MEDIUM PRESSURE HOSE

HIGH PRESSURE HOSE

HOSE FITTINGS

ADAPTERS & TUBE FITTINGS

ACCESSORIES & ASSEMBLY INSTRUCTIONS

HOSE ASSEMBLY EQUIPMENT

APPENDICES

FC849B BRUISER

Ultra-abrasion resistant cover

4000 PSI Constant Pressure



# Part Number	Hose I.D.		Hose O.D.		Maximum Operating Pressure		Minimum Burst Pressure		Minimum Bend Radius		Weight of Hose	
	mm	in	mm	in	bar	psi	bar	psi	mm	in	Kg/m	lbs/ft
FC849B-04	6,4	0.25	15,2	0.60	280,0	4000	1120,0	16000	50,8	2.00	0,36	0.24
FC849B-06	9,7	0.38	19,3	0.76	280,0	4000	1120,0	16000	63,5	2.50	0,54	0.36
FC849B-08	12,7	0.50	22,6	0.89	280,0	4000	1120,0	16000	88,9	3.50	0,64	0.43
FC849B-10	16,0	0.63	25,7	1.01	280,0	4000	1120,0	16000	101,6	4.00	0,90	0.60
FC849B-12	19,1	0.75	30,0	1.18	280,0	4000	1120,0	16000	120,7	4.75	1,07	0.72

Construction

Synthetic rubber tube with two layers of wire braid reinforcement, synthetic rubber intermediate cover and BRUISER outer cover.

Operating Temperature Range
-40°C to +100°C [-40°F to +212°F]

Application

High abrasion industrial and hydraulic system applications with petroleum and water-based fluids. Recommended for use on critical applications in construction, forestry, and other off-highway vehicles. BRUISER outer cover offers unmatched abrasion, chemical, and environmental protection. For more information on specific fluid applications and temperature ratings, see pages 349-355.

For Complete Agency Listings

See pages 346-348.

Fitting Reference Page

Fitting Reference	Page
<i>Crimp</i>	
TTC	66
Skive Nipple*	66
Socket Data	64

*-06 thru -12 only







GH120

MATCHMATE ICE

Cold temperature applications



SAE 100R16 performance

#												
	Part Number	Hose I.D.		Hose O.D.		Maximum Operating Pressure		Minimum Burst Pressure		Minimum Bend Radius		Weight of Hose
	mm	in	mm	in	bar	psi	bar	psi	mm	in	Kg/m	lbs/ft
GH120-4	6,4	0.25	14,2	0.56	350,0	5000	1400,0	20000	50,8	2.00	0,30	0.20
GH120-6	9,7	0.38	17,3	0.68	280,0	4000	1120,0	16000	63,5	2.50	0,40	0.27
GH120-8	12,7	0.50	20,8	0.82	245,0	3500	980,0	14000	88,9	3.50	0,58	0.39
GH120-10	16,0	0.63	24,9	0.98	192,0	2750	770,0	11000	101,6	4.00	0,74	0.50
GH120-12	19,1	0.75	28,4	1.12	157,0	2250	630,0	9000	120,7	4.75	0,92	0.62
GH120-16	25,4	1.00	35,8	1.41	140,0	2000	560,0	8000	152,4	6.00	1,22	0.82
GH120-20	31,8	1.25	43,4	1.71	113,0	1625	455,0	6500	209,6	8.25	1,60	1.07
GH120-24	38,1	1.50	51,6	2.03	87,0	1250	350,0	5000	254,0	10.00	2,11	1.42
GH120-32	50,8	2.00	63,8	2.51	78,0	1125	315,0	4500	317,5	12.50	2,80	1.88

Construction

Aeroquip brand exclusive low temperature compound tube and cover, double wire braid reinforcement.

Operating Temperature Range

-57°C to +100°C [-70°F to +212°F]

Application

Low temperature flexing and hydraulic system service with petroleum and water-base fluids. For use in frigid environments on construction equipment and other mobile applications. For more information on specific fluid applications and high temperature ratings, see pages 349-355.

For Complete Agency Listings

See pages 346-348.

Fitting Reference Page

Crimp	Page
TTC	66
Skive Nipple *	66
Socket Data	64







*-04 thru -20 only

2766

Double wire braid



MIL-DTL-13531, Type II, Class A

#												
	Part Number	Hose I.D.		Hose O.D.		Maximum Operating Pressure		Minimum Burst Pressure		Minimum Bend Radius		Weight of Hose
	mm	in.	mm	in.	bar	psi	bar	psi	mm	in.	Kg/m	lbs/ft
2766-4	6,4	0.25	17,5	0.69	350,0	5000	1400,0	20000	101,6	4.00	0,47	0.32
2766-6	9,7	0.38	21,3	0.84	280,0	4000	1120,0	16000	127,0	5.00	0,68	0.46
2766-8	12,7	0.50	24,6	0.97	245,0	3500	980,0	14000	177,8	7.00	0,80	0.54
2766-12	19,1	0.75	31,8	1.25	157,0	2250	630,0	9000	241,3	9.50	1,11	0.75
2766-16	25,4	1.00	39,6	1.56	140,0	2000	560,0	8000	279,4	11.00	1,51	1.02
2766-20	31,8	1.25	50,8	2.00	113,0	1625	455,0	6500	406,4	16.00	2,41	1.63
2766-24	38,1	1.50	57,2	2.25	87,0	1250	350,0	5000	508,0	20.00	2,42	1.64
2766-32	50,8	2.00	69,9	2.75	78,0	1000	315,0	4500	558,8	22.00	3,97	2.69

Construction

Synthetic rubber tube, double wire braid reinforcement and synthetic rubber cover.

Operating Temperature Range

-54°C to +93°C [-65°F to +200°F]

Application

High pressure hydraulics, fuel and lubricating oil and gasoline. For more information specific fluid applications and high temperature ratings, see pages 349-355.

For Complete Agency Listings

See pages 346-348.

Fitting Reference Page

Crimp	Page
Skive Nipple	66
Socket Data	64
Reusable	Page
Fitting	156
Socket Data	65

FC693

EPDM hose

Double wire braided high pressure



# Part Number	Hose I.D.		Hose O.D.		Maximum Operating Pressure		Minimum Burst Pressure		Minimum Bend Radius		Weight of Hose	
	mm	in	mm	in	bar	psi	bar	psi	mm	in	Kg/m	lbs/ft
FC693-04	6,4	0.25	15,2	0.60	350,0	5000	1400,0	20000	101,6	4.00	0,37	0.25
FC693-06	9,7	0.38	19,1	0.75	280,0	4000	1120,0	16000	127,0	5.00	0,54	0.36
FC693-08	12,7	0.50	22,1	0.87	245,0	3500	980,0	14000	177,8	7.00	0,60	0.40

Construction
Synthetic EPDM tube, double wire braid reinforcement and green EPDM synthetic cover.

Operating Temperature Range
-40°C to +75°C [-40°F to +175°F]

Application
Ground support equipment (GSE), industrial phosphate ester-based fluids, water glycol systems. For more information on specific fluid applications and high temperature ratings, see pages 349-355.

For Complete Agency Listings
See pages 346-348.

Fitting Reference	Page
Crimp	
TTC	66

FC735 BRUISER

Ultra-abrasion resistant cover

Hi-Impulse Double wire braid



Meets or exceeds:
SAE 100R16 Type S, EN 857 2SC, ISO 11237-1 Type 2SC

# Part Number	Hose I.D.		Hose O.D.		Maximum Operating Pressure		Minimum Burst Pressure		Minimum Bend Radius		Weight of Hose	
	mm	in	mm	in	bar	psi	bar	psi	mm	in	Kg/m	lbs/ft
FC735-04*	6,4	0.25	13,5	0.53	350,0	5000*	1400,0	20000*	50,8	2.00	0,33	0.22
FC735-06	9,7	0.38	17,5	0.69	350,0	5000	1400,0	20000	63,5	2.50	0,43	0.29
FC735-08	12,7	0.50	20,6	0.81	297,0	4250	1190,0	17000	88,9	3.50	0,58	0.39
FC735-10	16,0	0.63	23,6	0.93	250,0	3625	1000,0	14500	101,6	4.00	0,65	0.44
FC735-12	19,1	0.75	27,9	1.10	216,0	3125	870,0	12500	120,7	4.75	0,79	0.53
FC735-16	25,4	1.00	36,1	1.42	175,0	2500	700,0	10000	152,4	6.00	1,07	0.72
FC735-20	31,8	1.25	43,2	1.70	157,0	2250	630,0	9000	209,6	8.25	1,62	1.09

Construction
Synthetic rubber tube, double wire braid reinforcement, synthetic rubber intermediate cover, and BRUISER outer cover. Meets or exceeds EN requirements at 1/2 SAE bend radius.

Operating Temperature Range
-40°C to +100°C [-40°F to +212°F]

Application
High abrasion applications. Hydraulic system service with petroleum and water-base fluids, for general industrial service. For more information on specific fluid applications and high temperature ratings, see pages 349-355.

*Meets SAE 100R2 pressures.

For Complete Agency Listings
See pages 346-348.

Fitting Reference	Page
Crimp	
TTC	66
Skive Nipple	66
Socket Data	64

2781 HI-IMPULSE Double wire braid



Meets or exceeds:

SAE 100R2A, EN853 2ST, ISO 1436-1 Type 2ST

# Part Number	Hose I.D.		Hose O.D.		Maximum Operating Pressure		Minimum Burst Pressure		Minimum Bend Radius		Weight of Hose	
	mm	in	mm	in	bar	psi	bar	psi	mm	in	Kg/m	lbs/ft
2781-4	6,4	0.25	17,5	0.69	400,0 350,0	5800† 5000	1600,0 1400	23200† 20000	101,6	4.00	0,50	0.33
2781-6	9,7	0.38	21,3	0.84	350,0 280,0	5000† 4000	1400,0 1120,0	20000† 16000	127,0	5.00	0,67	0.45
2781-8	12,7	0.50	24,6	0.97	297,0 245,0	4250† 3500	1190,0 980,0	17000† 14000	177,8	7.00	0,83	0.56
2781-10	16,0	0.63	27,7	1.09	250,0 227,0	3625† 3250	1000,0 770,0	14500† 11000	203,2	8.00	0,97	0.62
2781-12	19,1	0.75	31,8	1.25	216,0 210,0	3125† 3000	870,0 630,0	12500† 9000	241,3	9.50	1,19	0.80
2781-16	25,4	1.00	39,6	1.56	175,0 140,0	2500† 2000	700,0 560,0	10000† 8000	304,8	12.00	1,58	1.06
2781-20	31,8	1.25	50,8	2.00	157,0 113,0	2250† 1625	630,0 455,0	9000† 6500	419,1	16.50	2,57	1.73
2781-24	38,1	1.50	57,2	2.25	124,0 122,0	1800† 1750	497,0 350,0	7200† 5000	508,0	20.00	3,05	2.05
2781-32	50,8	2.00	69,9	2.75	105,0 87,0	1500† 1250	420,0 315,0	6000† 4500	635,0	25.00	4,02	2.70

Construction

Synthetic rubber tube, double wire braid reinforcement and synthetic rubber cover.

Operating Temperature Range

-40°C to +100°C [-40°F to +212°F]

Application

Hydraulic system service with petroleum and water-base fluids, for general industrial service. For more information on specific fluid applications and high temperature ratings, see pages 349-355.

For Complete Agency Listings

See pages 346-348.

†Improved pressure performance when used with global fittings.

Fitting Reference Page

<i>Crimp</i>	
Skive Nipple	66
Socket Data	64
<i>Reusable</i>	
Fitting	156
Socket Data	65

GH781 MATCHMATE Plus HI-IMPULSE Double wire braid



Meets or exceeds:

SAE 100R16 Type S, EN857 2SC, ISO 11237-1 Type 2SC

# Part Number	Hose I.D.		Hose O.D.		Maximum Operating Pressure		Minimum Burst Pressure		Minimum Bend Radius		Weight of Hose	
	mm	in	mm	in	bar	psi	bar	psi	mm	in	Kg/m	lbs/ft
GH781-4	6,4	0.25	13,5	0.53	400,0	5800	1600,0	23200	50,8	2.00	0,33	0.22
GH781-6	9,7	0.38	17,5	0.69	350,0	5000	1400,0	20000	63,5	2.50	0,43	0.29
GH781-8	12,7	0.50	20,6	0.81	297,0	4250	1190,0	17000	88,9	3.50	0,58	0.39
GH781-10	16,0	0.63	23,6	0.93	250,0	3625	1000,0	14500	101,6	4.00	0,65	0.44
GH781-12	19,1	0.75	27,9	1.10	216,0	3125	870,0	12500	120,7	4.75	0,79	0.53
GH781-16	25,4	1.00	36,1	1.42	175,0	2500	700,0	10000	152,4	6.00	1,07	0.72
GH781-20	31,8	1.25	41,9	1.65	157,0	2250	630,0	9000	209,6	8.25	1,62	1.09
GH781-24	38,1	1.50	51,6	2.03	124,0	1800	497,0	7200	254,0	10.00	2,08	1.40
GH781-32	50,8	2.00	64,3	2.53	90,0	1300	359,0	5200	317,5	12.50	2,83	1.90

Construction

Synthetic rubber tube, double wire braid reinforcement and synthetic rubber cover. Meets or exceeds EN requirements at 1/2 SAE Bend Radius.

Operating Temperature Range

-40°C to +100°C [-40°F to +212°F]

Application

Hydraulic system service with petroleum and water-base fluids, for general industrial service. For more information on specific fluid applications and high temperature ratings, see pages 349-355.

For Complete Agency Listings


See pages 346-348.

Fitting Reference Page

<i>Crimp</i>	
TTC	66
Skive Nipple *	66
Socket Data	64

*.04 thru .20 only

GH793 MATCHMATE Plus HI-IMPULSE Double wire braid



Meets or exceeds:

SAE 100R2AT Type S, EN853 2SN, ISO 1436-1 Type 2SN

# Part Number	Hose I.D.		Hose O.D.		Maximum Operating Pressure		Minimum Burst Pressure		Minimum Bend Radius		Weight of Hose	
	mm	in	mm	in	bar	psi	bar	psi	mm	in	Kg/m	lbs/ft
GH793-4	6,4	0.25	15,2	0.60	400,0 350,0	5800† 5000	1600,0 1400,0	23200† 20000	101,6	4.00	0,39	0.26
GH793-6	9,7	0.38	19,1	0.75	350,0 280,0	5000† 4000	1400,0 1120,0	20000† 16000	127,0	5.00	0,57	0.38
GH793-8	12,7	0.50	22,1	0.87	297,0 245,0	4250† 3500	1190,0 980,0	17000† 14000	177,8	7.00	0,68	0.46
GH793-10	16,0	0.63	24,9	0.98	250,0 192,0	3625† 2750	1000,0 770,0	14500† 11000	203,2	8.00	0,80	0.54
GH793-12	19,1	0.75	29,5	1.16	216,0 157,0	3125† 2250	870,0 630,0	12500† 9000	241,3	9.50	0,98	0.66
GH793-16	25,4	1.00	38,1	1.50	175,0 140,0	2500† 2000	700,0 560,0	10000† 8000	304,8	12.00	1,50	1.01
GH793-20	31,8	1.25	48,8	1.92	157,0	2250	630,0	9000	419,1	16.50	2,29	1.54
GH793-24	38,1	1.50	54,6	2.15	124,0	1800	497,0	7200	508,0	20.00	2,50	1.68
GH793-32	50,8	2.00	63,8	2.51	90,0	1300	359,0	5200	635,0	25.00	3,30	2.22

Construction
Synthetic rubber tube, double wire braid reinforcement and synthetic rubber cover.

Operating Temperature Range
-40°C to +100°C [-40°F to +212°F]

Application
Hydraulic system service with petroleum and water-base fluids, for general industrial service. For more information on specific fluid applications and high temperature ratings, see pages 349-355.

For Complete Agency Listings
See pages 346-348.

Improved pressure performance when used with global fittings.

Fitting Reference	Page
<i>Crimp</i>	
TTC	66
Skive Nipple	66
Socket Data	64
<i>Reusable</i>	
Fitting	165
Socket Data	65

GH195 AQP MATCHMATE BLUE HI-IMPULSE Double wire braid



Meets or exceeds:

SAE 100R2AT Type S, EN853 2SN ISO 1436-1 Type 2SN

# Part Number	Hose I.D.		Hose O.D.		Maximum Operating Pressure		Minimum Burst Pressure		Minimum Bend Radius		Weight of Hose	
	mm	in	mm	in	bar	psi	bar	psi	mm	in	Kg/m	lbs/ft
GH195-4	6,4	0.25	15,2	0.60	400,0	5800	1600,0	23200	101,6	4.00	0,40	0.27
GH195-6	9,7	0.38	19,1	0.75	350,0	5000	1400,0	20000	127,0	5.00	0,60	0.39
GH195-8	12,7	0.50	22,1	0.87	297,0	4250	1190,0	17000	177,8	7.00	0,68	0.46
GH195-10	16,0	0.63	25,2	0.99	227,0	3250	897,0	13000	203,2	8.00	0,80	0.54
GH195-12	19,1	0.75	29,5	1.16	210,0	3000	840,0	12000	241,3	9.50	1,00	0.67
GH195-16	25,4	1.00	37,9	1.49	175,0	2500	700,0	10000	304,8	12.00	1,44	0.97
GH195-20	31,8	1.25	48,8	1.92	157,0	2250	630,0	9000	419,1	16.50	2,39	1.60
GH195-24	38,1	1.50	54,6	2.15	122,0	1750	490,0	7000	508,0	20.00	2,60	1.74
GH195-32	50,8	2.00	67,8	2.67	105,0	1500	420,0	6000	635,0	25.00	3,38	2.27

Construction
AQP elastomer tube, double wire braid reinforcement and blue AQP elastomer cover.

Operating Temperature Range
-40°C to +150°C [-40°F to +302°F]

Application
Petroleum and fire resistant hydraulic fluids, fuel and lubricating systems. For more information on specific fluid applications and high temperature ratings, see pages 349-355.

For Complete Agency Listings
See pages 346-348.

Fitting Reference	Page
<i>Crimp</i>	
TTC	66
Skive Nipple	66
Socket Data	64

FC195 AQP HI-IMPULSE Double wire braid



Meets or exceeds:
SAE 100R2A, EN853 2ST, ISO 1436-1 Type 2ST

# Part Number	Hose I.D.		Hose O.D.		Maximum Operating Pressure		Minimum Burst Pressure		Minimum Bend Radius		Weight of Hose	
	mm	in	mm	in	bar	psi	bar	psi	mm	in	Kg/m	lbs/ft
FC195-04	6,4	0.25	17,5	0.69	400,0 350,0	5800† 5000	1600,0 1400,0	23200† 20000	101,6	4.00	0,46	0.31
FC195-06	9,7	0.38	21,3	0.84	350,0 280,0	5000† 4000	1400,0 1120,0	20000† 16000	127,0	5.00	0,62	0.42
FC195-08	12,7	0.50	24,6	0.97	297,0 245,0	4250† 3500	1190,0 980,0	17000† 14000	177,8	7.00	0,76	0.51
FC195-10	16,0	0.63	27,7	1.09	227,0 192,0	3250† 2750	1000,0 770,0	14500† 11000	203,2	8.00	0,88	0.59
FC195-12	19,1	0.75	31,8	1.25	216,0 210,0	3125† 3000	870,0 630,0	12500† 9000	241,3	9.50	1,12	0.75
FC195-16	25,4	1.00	39,6	1.56	175,0 140,0	2500† 2000	700,0 560,0	10000† 8000	304,8	12.00	1,55	1.04
FC195-20	31,8	1.25	50,8	2.00	157,0 113,0	2250† 1625	630,0 455,0	9000† 6500	419,1	16.50	2,50	1.68
FC195-24	38,1	1.50	57,2	2.25	124,0 122,0	1800† 1750	497,0 350,0	7200† 5000	508,0	20.00	2,84	1.91
FC195-32	50,8	2.00	69,9	2.75	105,0 87,0	1500† 1250	420,0 315,0	6000† 4500	635,0	25.00	3,56	2.39

Construction

AQP elastomer tube, double wire braid reinforcement and blue AQP elastomer cover.

Operating Temperature Range

-40°C to +150°C [-40°F to +302°F]

Application

Petroleum and fire resistant hydraulic fluids, fuel, and lubricating systems. For more information on specific fluid applications and high temperature ratings, see pages 349-355.

For Complete Agency Listings

See pages 346-348.

† Improved pressure performance when used with global crimp fittings.

Fitting Reference Page

<i>Crimp</i>	
Skive Nipple	66
Socket Data	64
<i>Reusable</i>	
Fitting	156
Socket Data	65

FC636 EPDM hose Four spiral wire



# Part Number	Hose I.D.		Hose O.D.		Maximum Operating Pressure		Minimum Burst Pressure		Minimum Bend Radius		Weight of Hose	
	mm	in	mm	in	bar	psi	bar	psi	mm	in	Kg/m	lbs/ft
FC636-12	19,1	0.75	30,5	1.20	280,0	4000	1120,0	16000	241,3	9.50	1,31	0.88
FC636-16	25,4	1.00	37,6	1.48	280,0	4000	1120,0	16000	304,8	12.00	1,74	1.17
FC636-20	31,8	1.25	46,5	1.83	210,0	3000	840,0	12000	419,1	16.50	2,31	1.55
FC636-24	38,1	1.50	53,6	2.12	175,0	2500	700,0	10000	508,0	20.00	2,90	1.96

Construction

Synthetic EPDM tube, 4-spiral wire reinforcement, and green EPDM synthetic cover.

Operating Temperature Range

-40°C to +75°C (-40°F to +175°F).

Application

Ground support equipment (GSE), industrial phosphate ester based fluids, water glycol systems. For more information on specific fluid applications and high temperature ratings, see pages 349-355.

For Complete Agency Listings

See pages 346-348.

Fitting Reference Page

<i>Crimp</i>	
TTC12	66

FC323 AQP

High temperature Four spiral wire



# Part Number	Hose I.D.		Hose O.D.		Maximum Operating Pressure		Minimum Burst Pressure		Minimum Bend Radius		Weight of Hose	
	mm	in	mm	in	bar	psi	bar	psi	mm	in	Kg/m	lbs/ft
FC323-12	19,1	0.75	30,5	1.20	210,0	3000	840,0	12000	241,3	9.50	1,40	0.94
FC323-16	25,4	1.00	37,6	1.48	210,0	3000	840,0	12000	304,8	12.00	1,82	1.22
FC323-20	31,8	1.25	47,2	1.86	210,0	3000	840,0	12000	419,1	16.50	2,53	1.70
FC323-24	38,1	1.50	53,6	2.11	210,0	3000	840,0	12000	508,0	20.00	3,27	2.20
FC323-32	50,8	2.00	66,8	2.63	210,0	3000	840,0	12000	635,0	25.00	4,78	3.21

Construction

AQP elastomer tube, 4-spiral wire reinforcement and a blue AQP elastomer cover.

Operating Temperature Range
-40°C to +150°C [-40°F to +302°F]

Application

Hydraulic system service with petroleum, fire-resistant, and water-base fluids, fuel, and lubricating systems. For more information on specific fluid applications and high temperature ratings, see pages 349-355.

For Complete Agency Listings

See pages 346-348.

Fitting Reference Page

Crimp	Page
Single Skive*	106
Internal Skive	118
Socket Data	64

* -12 thru -24 only

FC324 AQP

High temperature Four spiral wire



# Part Number	Hose I.D.		Hose O.D.		Maximum Operating Pressure		Minimum Burst Pressure		Minimum Bend Radius		Weight of Hose	
	mm	in	mm	in	bar	psi	bar	psi	mm	in	Kg/m	lbs/ft
FC324-08	12,7	0.50	23,1	0.91	280,0	4000	1120,0	16000	177,8	7.00	0,91	0.61
FC324-12	19,1	0.75	30,5	1.20	280,0	4000	1120,0	16000	241,3	9.50	1,47	0.99
FC324-16	25,4	1.00	37,6	1.48	280,0	4000	1120,0	16000	304,8	12.00	1,92	1.29

Construction

AQP elastomer tube, 4-spiral wire reinforcement and a blue AQP elastomer cover.

Operating Temperature Range
-40°C to +150°C [-40°F to +302°F]

Application

Hydraulic system service with petroleum, fire-resistant, and water-base fluids, fuel, and lubricating systems. For more information on specific fluid applications and high temperature ratings, see pages 349-355.

For Complete Agency Listings

See pages 346-348.

Fitting Reference Page

Crimp	Page
Single Skive (-12, -16)	106
Internal Skive (-12, -16)	118
Socket Data	64

Reusable

Fitting (-8 only)	169
Socket Data	65

FC325 AQP







Four spiral wire



SPECIALTY &
TRUCK HOSE

LOW & MEDIUM
PRESSURE HOSE

HIGH PRESSURE HOSE

#												
	Part Number	Hose I.D.		Hose O.D.		Maximum Operating Pressure		Minimum Burst Pressure		Minimum Bend Radius		Weight of Hose
	mm	in	mm	in	bar	psi	bar	psi	mm	in	Kg/m	lbs/ft
FC325-12	19,1	0.75	32,0	1.26	350,0	5000	1400,0	20000	241,3	9.50	1,62	1.09
FC325-16	25,4	1.00	38,6	1.52	350,0	5000	1400,0	20000	304,8	12.00	2,11	1.42

Construction

AQP elastomer tube, 4-spiral wire reinforcement and a blue AQP elastomer cover.

Operating Temperature Range

-40°C to +150°C [-40°F to +302°F]

Application

Hydraulic system service with petroleum, fire-resistant, and water-base fluids, fuel, and lubricating systems. For more information on specific fluid applications and high temperature ratings, see pages 349-355.

For Complete Agency Listings

See pages 346-348.

Fitting Reference Page

Crimp	Page
Internal Skive	123
Socket Data	64

GH493







MATCHMATE Plus

1/2 SAE bend radius

Four spiral wire



SAE 100R12, EN 856 Type R12

#												
	Part Number	Hose I.D.		Hose O.D.		Maximum Operating Pressure		Minimum Burst Pressure		Minimum Bend Radius		Weight of Hose
	mm	in	mm	in	bar	psi	bar	psi	mm	in	Kg/m	lbs/ft
GH493-6	9,7	0.38	20,1	0.79	385,0	5500	1517,0	22000	62,5**	2.50**	0,70	0.47
					280,0	4000*	1120,0	16000*	125,0	5.00		
GH493-8	12,7	0.50	23,4	0.92	350,0	5000	1400,0	20000	90,0**	3.50**	0,88	0.59
					280,0	4000*	1120,0	16000*	180,0	7.00		
GH493-10	16,0	0.63	28,2	1.11	350,0	5000	1400,0	20000	100,0**	4.00**	1,03	0.69
					280,0	4000*	1120,0	16000*	200,0	8.00		
GH493-12	19,1	0.75	30,5	1.20	280,0	4000	1120,0	16000	120,0**	4.75**	1,37	0.92
									240,0	9.50		
GH493-16	25,4	1.00	37,6	1.48	280,0	4000	1120,0	16000	150,0**	6.00**	1,82	1.22
									300,0	12.00		
GH493-20	31,8	1.25	46,5	1.83	210,0	3000	840,0	12000	210,0**	8.25**	2,44	1.64
									420,0	16.50		
GH493-24	38,1	1.50	53,8	2.12	175,0	2500	700,0	10000	250,0**	10.00**	3,12	2.10
					175,0	2500	700,0	10000	500,0	20.00		
GH493-32	50,8	2.00	67,1	2.64	210,0‡	3000‡	840,0‡	12000‡	320,0**	12.50**	4,18	2.81
									640,0	25.00		

Construction

Synthetic rubber tube, 4-spiral wire reinforcement, black synthetic rubber cover.

Operating Temperature Range

-40°C to +121°C [-40°F to +250°F]

Application

Hydraulic system service with petroleum and water-base fluids, for general industrial use. For more information on specific fluid applications and high temperature ratings, see pages 349-355.

*Pressure rating with TTC12 fittings and reusables

**1/2 SAE Bend Radius with TTC12 fittings.

‡ Pressure rating with TTC12 fitting only.

For Complete Agency Listings

See pages 346-348.

Fitting Reference Page

Crimp	Page
TTC12	66
Single Skive	106
Internal Skive [§]	118
Socket Data	64
Reusable	
Fitting	169
Socket Data	65

§ -16 thru -32 only

HOSE FITTINGS

ADAPTERS &
TUBE FITTINGS

ACCESSORIES &
ASSEMBLY INSTRUCTIONS

HOSE ASSEMBLY
EQUIPMENT

APPENDICES

FC659

Flexible, 1/2 SAE bend radius

Four spiral wire

Exceeds SAE 100R12, EN856 Type R12



# Part Number	Hose I.D.		Hose O.D.		Maximum Operating Pressure		Minimum Burst Pressure		Minimum Bend Radius		Weight of Hose	
	mm	in	mm	in	bar	psi	bar	psi	mm	in	Kg/m	lbs/ft
FC659-06	9,7	0.38	20,1	0.79	280,0	4000	1120,0	16000	62,5*	2.50*	0,70	0.47
FC659-08	12,7	0.50	23,4	0.92	280,0	4000	1120,0	16000	90,0*	3.50*	0,85	0.57
FC659-10	16,0	0.63	28,2	1.11	280,0	4000	1120,0	16000	100,0*	4.00*	1,04	0.70
FC659-12	19,1	0.75	30,5	1.20	280,0	4000	1120,0	16000	120,0*	4.75*	1,34	0.90
FC659-16	25,4	1.00	37,6	1.48	280,0	4000	1120,0	16000	150,0*	6.00*	1,80	1.21
FC659-20	31,8	1.25	46,5	1.83	210,0	3000	840,0	12000	210,0*	8.25*	2,43	2.40
FC659-24	38,1	1.50	55,0	2.17	175,0	2500	700,0	10000	250,0*	10.00*	3,06	2.06
FC659-32	50,8	2.00	68,3	2.69	175,0	2500	700,0	10000	320,0*	12.50*	4,44	2.99

Construction

Synthetic rubber tube, 4-spiral wire reinforcement and synthetic rubber cover.

Operating Temperature Range

-40°C to +121°C [-40°F to +250°F]

Application

Hydraulic system service with petroleum and water-base fluids requiring premium performance and flexibility. For more specific information on fluid applications, see pages 349-355.

For Complete Agency Listing

See pages 346-348.

* 1/2 SAE Bend Radius

Fitting Reference Page

Crimp	
TTC12	66

SPECIALTY & TRUCK HOSE

LOW & MEDIUM PRESSURE HOSE

HIGH PRESSURE HOSE

HOSE FITTINGS

ADAPTERS & TUBE FITTINGS

ACCESSORIES & ASSEMBLY INSTRUCTIONS

HOSE ASSEMBLY EQUIPMENT

APPENDICES

FC736 BRUISER

Ultra-abrasion resistant cover

Four spiral wire

Exceeds SAE 100R12, EN 856 Type R12



SPECIALTY &
TRUCK HOSE

LOW & MEDIUM
PRESSURE HOSE

HIGH PRESSURE HOSE

HOSE FITTINGS

ADAPTERS &
TUBE FITTINGS

ACCESSORIES &
ASSEMBLY INSTRUCTIONS

HOSE ASSEMBLY
EQUIPMENT

APPENDICES

#	Hose I.D.		Hose O.D.		Maximum Operating Pressure		Minimum Burst Pressure		Minimum Bend Radius		Weight of Hose	
	mm	in	mm	in	bar	psi	bar	psi	mm	in	Kg/m	lbs/ft
FC736-06	9,7	.38	20,1	.79	385,0	5500	1517,0	22000	127,0	5.00	0,70	0.47
FC736-08	12,7	.50	23,4	.92	350,0	5000	1400,0	20000	177,8	7.00	0,88	0.59
FC736-10	16,0	.63	28,2	1.11	280,0	4000*	1120,0	16000*	241,3	9.50	1,19	0.80
FC736-12	19,1	.75	30,5	1.20	280,0	4000	1120,0	16000	241,3	9.50	1,37	0.92
FC736-16	25,4	1.00	37,6	1.48	280,0	4000	1120,0	16000	304,8	12.00	1,82	1.22
FC736-20	31,8	1.25	46,5	1.83	210,0	3000	840,0	12000	419,1	16.50	2,44	1.64
FC736-24	38,1	1.50	55,1	2.17	175,0	2500	700,0	10000	508,0	20.00	2,99	2.01
FC736-32	50,8	2.00	68,3	2.69	175,0	2500	700,0	10000	635,0	25.00	4,37	2.94

Construction

Synthetic rubber tube, 4-heavy spiral wire reinforcement, synthetic rubber intermediate cover, and BRUISER outer cover.

Operating Temperature Range

-40°C to +121°C (-40°F to +250°F)

Application

High abrasion industrial and hydraulic system applications with petroleum and water-based fluids. Recommended for use on critical applications in construction, forestry, and other off-highway vehicles. BRUISER outer cover offers unmatched abrasion, chemical and environmental protection. For more information on specific fluid applications and temperature ratings, see pages 349-355.

For Complete Agency Listings

See pages 346-348.

*Pressure rating with TTC12 fittings and reusables.

Fitting Reference Page

Fitting Reference	Page
<i>Crimp</i>	
TTC12	66
Single Skive	106
Internal Skive (-16, -20)	118
Socket Data	64
<i>Reusable</i>	
Fitting	169
Socket Data	65

FC254

Four heavy spiral wire

Exceeds SAE 100R11, EN 856 4SP



#	Hose I.D.		Hose O.D.		Maximum Operating Pressure		Minimum Burst Pressure		Minimum Bend Radius		Weight of Hose	
	mm	in	mm	in	bar	psi	bar	psi	mm	in	Kg/m	lbs/ft
FC254-08*	12,7	0.50	24,9	0.98	525,0	7500†	2100,0	30000	203,2	8.00	0,70	0.47
FC254-12	19,1	0.75	32,0	1.26	435,0	6250	1750,0	25000	279,4	11.00	0,88	0.59
FC254-16	25,4	1.00	38,6	1.52	350,0	5000	1400,0	20000	304,8	12.00	1,03	0.69
FC254-20	31,8	1.25	45,7	1.80	280,0	4000	1120,0	16000	419,1	16.50	1,37	0.92
FC254-24	38,1	1.50	54,1	2.13	210,0	3000	840,0	12000	508,0	20.00	1,82	1.22
FC254-32	50,8	2.00	68,1	2.68	210,0	3000	840,0	12000	635,0	25.00	2,44	1.64

Construction

Synthetic rubber tube, 4-heavy spiral wire reinforcement and synthetic rubber cover.

Operating Temperature Range

-40°C to +121°C [-40°F to +250°F]

Application

Hydraulic system service with petroleum and water-base fluids, for general industrial use. For more specific information on fluid applications, see pages 349-355.

For Complete Agency Listings

See pages 346-348.

† Rated at 10,000 psi for water blast applications using internal skive fittings.

* Available with BRUISER cover as FC854-08.

Fitting Reference Page

Fitting Reference	Page
<i>Crimp</i>	
Spiral TTC	97
Single Skive (-12, -16)	113
Single Skive (-20, -24)	106
Internal Skive	118
Socket Data	64

FC273

Four or six spiral wire

SAE 100R13, EN 856 Type R13, ISO 3862 Type R13



#	Hose I.D.		Hose O.D.		Maximum Operating Pressure		Minimum Burst Pressure		Minimum Bend Radius		Weight of Hose	
	mm	in	mm	in	bar	psi	bar	psi	mm	in	Kg/m	lbs/ft
FC273-12	19,1	0.75	32,0	1.26	350,0	5000	1400,0	20000	240,0	9.50	1,56	1.05
FC273-16	25,4	1.00	38,6	1.52	350,0	5000	1400,0	20000	300,0	12.00	1,96	1.32
FC273-20	31,8	1.25	49,8	1.96	350,0	5000	1400,0	20000	420,0	16.50	3,66	2.46
FC273-24	38,1	1.50	57,4	2.26	350,0	5000	1400,0	20000	500,0	20.00	4,70	3.16
FC273-32	50,8	2.00	71,1	2.80	350,0	5000	1400,0	20000	640,0	25.00	7,11	4.78

Construction

Synthetic rubber tube, multiple heavy spiral wire (4 wire for -12, -16; 6 wire for -20, -24 and -32); black synthetic rubber cover.

Operating Temperature Range

-40°C to +121°C [-40°F to +250°F]

Application

Hydraulic system service with petroleum and water-base fluids, for general industrial service. For more information on specific fluid applications and high temperature ratings, see pages 349-355.

For Complete Agency Listings

See pages 346-348.

Fitting Reference Page

Crimp	Page
Spiral TTC	97
Single Skive	113
Internal Skive	123
Socket Data	64

FC273B BRUISER

Ultra-abrasion resistant cover

Four or six spiral wire

SAE 100R13, EN 856 Type R13, ISO 3862 Type R13



#	Hose I.D.		Hose O.D.		Maximum Operating Pressure		Minimum Burst Pressure		Minimum Bend Radius		Weight of Hose	
	mm	in	mm	in	bar	psi	bar	psi	mm	in	Kg/m	lbs/ft
FC273B-12	19,1	0.75	33,3	1.31	350,0	5000	1400,0	20000	240,0	9.50	1,55	1.04
FC273B-16	25,4	1.00	39,9	1.57	350,0	5000	1400,0	20000	300,0	12.00	1,95	1.31
FC273B-20	31,8	1.25	51,3	2.02	350,0	5000	1400,0	20000	420,0	16.50	3,63	2.44
FC273B-24	38,1	1.50	58,9	2.32	350,0	5000	1400,0	20000	500,0	20.00	4,78	3.21
FC273B-32	50,8	2.00	72,6	2.86	350,0	5000	1400,0	20000	640,0	25.00	7,05	4.74

Construction

Synthetic rubber tube, multiple heavy spiral wire (4 wire for -12, -16; 6 wire for -20, -24 and -32); synthetic rubber intermediate cover and BRUISER outer cover.

Operating Temperature Range

-40°C to +121°C [-40°F to +250°F]

Application

High abrasion industrial and hydraulic system applications with petroleum and water-based fluids. Recommended for use on critical applications in construction, forestry, and other off-highway vehicles. BRUISER outer cover offers unmatched abrasion, chem-

ical and environmental protection. For more information on specific fluid applications and temperature ratings, see pages 349-355.

For Complete Agency Listings

See pages 346-348.

Fitting Reference Page

Crimp	Page
Spiral TTC	97

GH506 Four spiral wire

EN 856 4SH



SPECIALTY &
TRUCK HOSE

LOW & MEDIUM
PRESSURE HOSE

HIGH PRESSURE HOSE

HOSE FITTINGS

ADAPTERS &
TUBE FITTINGS

ACCESSORIES &
ASSEMBLY INSTRUCTIONS

HOSE ASSEMBLY
EQUIPMENT

APPENDICIES

#	Hose I.D.		Hose O.D.		Maximum Operating Pressure		Minimum Burst Pressure		Minimum Bend Radius		Weight of Hose	
	mm	in	mm	in	bar	psi	bar	psi	mm	in	Kg/m	lbs/ft
GH506-12*	19,1	0.75	32,3	1.27	420,0	6090	1680,0	24360	280,0	11.00	1,49	1.00
GH506-16*	25,4	1.00	38,4	1.51	380,0	5510	1520,0	22040	340,0	13.38	2,05	1.38
GH506-20*	31,8	1.25	45,5	1.79	350,0	5075	1400,0	20300	460,0	18.11	2,54	1.71
GH506-24*	38,1	1.50	53,6	2.11	300,0	4350	1200,0	17400	560,0	22.05	3,27	2.20
GH506-32*	50,8	2.00	68,1	2.68	250,0	3625	1000,0	14500	700,0	27.56	4,58	3.08

Construction

Synthetic rubber tube, 4-spiral wire reinforcement, synthetic rubber cover.

Operating Temperature Range

-40°C to +100°C [-40°F to +212°F]

Application

Four wire hose for high pressure hydraulic systems with petroleum and water-base fluids. For more information on specific fluid applications and high temperature ratings, see pages 349-355.

For Complete Agency Listings

See pages 346-348.

* Also available as an M100 length (GH506-12M100). This P/N is a minimum 100 feet in length.

Fitting Reference Page

Crimp	Page
Spiral TTC	97

GH466 Six spiral wire

* -32 size is also available.

See bulletin A-HOSP-MS003-E for more information.



#	Hose I.D.		Hose O.D.		Maximum Operating Pressure		Minimum Burst Pressure		Minimum Bend Radius		Weight of Hose	
	mm	in	mm	in	bar	psi	bar	psi	mm	in	Kg/m	lbs/ft
GH466-20	31,8	1.25	49,3	1.94	420,0	6090	1680,0	24000	420,0	16.50	3,48	2.34
GH466-24	38,1	1.50	57,4	2.26	420,0	6090	1680,0	24000	510,0	20.80	4,63	3.11

Construction

Synthetic rubber tube, 6-spiral wire reinforcement, synthetic rubber cover.

Operating Temperature Range

-40°C to +100°C [-40°F to +212°F]

Application

Six wire spiral hose for pressure systems with extreme pressure peaks. For use with petroleum and water-base fluids. For more information on specific fluid applications and high temperature ratings, see pages 349-355.

For Complete Agency Listings

See pages 346-348.

Fitting Reference Page

Crimp	Page
Spiral TTC	97

FC606

Six spiral wire

SAE 100R15



# Part Number	Hose I.D.		Hose O.D.		Maximum Operating Pressure		Minimum Burst Pressure		Minimum Bend Radius		Weight of Hose	
	mm	in	mm	in	bar	psi	bar	psi	mm	in	Kg/m	lbs/ft
FC606-16	25,4	1.00	41,9	1.65	420,0	6000	1680,0	24000	304,8	12.00	2,66	1.79
FC606-20	31,8	1.25	49,5	1.95	420,0	6000	1680,0	24000	419,1	16.50	3,62	2.43
FC606-24	38,1	1.50	58,4	2.30	420,0	6000	1680,0	24000	508,0	20.00	4,72	3.17

Construction

Synthetic rubber tube, 6-spiral wire reinforcement, synthetic rubber cover.

Operating Temperature Range
-40°C to +121°C [-40°F to +250°F]

Application

High-pressure hydraulics, hydrostatic transmissions. For more information on specific fluid applications and high temperature ratings, see pages 349-355.

For Complete Agency Listings

See pages 346-348.

Fitting Reference Page

Crimp	Page
Spiral TTC	97
Internal Skive	128
Socket Data	64

FC606B BRUISER

Ultra-abrasion resistant cover

Six spiral wire

SAE 100R15, ISO 3862 Type R15



# Part Number	Hose I.D.		Hose O.D.		Maximum Operating Pressure		Minimum Burst Pressure		Minimum Bend Radius		Weight of Hose	
	mm	in	mm	in	bar	psi	bar	psi	mm	in	Kg/m	lbs/ft
FC606B-16	25,4	1.00	42,9	1.69	420,0	6000	1680,0	24000	304,8	12.00	2,60	1.79
FC606B-20	31,8	1.25	51,6	2.03	420,0	6000	1680,0	24000	419,1	16.50	3,57	2.43
FC606B-24	38,1	1.50	58,9	2.32	420,0	6000	1680,0	24000	508,0	20.00	4,57	3.07

Construction

Synthetic rubber tube, 6-spiral wire reinforcement, synthetic rubber intermediate cover and BRUISER outer cover.

Operating Temperature Range
-40°C to +121°C [-40°F to +250°F]

Application

High-abrasion industrial and hydraulic system applications with petroleum and water-based fluids. Recommended for use on critical applications in construction, forestry, and other off-highway vehicles. BRUISER outer

cover offers unmatched abrasion, chemical, and environmental protection. For more information on specific fluid applications and temperature ratings, see pages 349-355

For Complete Agency Listings
See pages 346-348.

Fitting Reference Page

Crimp	Page
Spiral TTC	97

SPECIALTY & TRUCK HOSE

LOW & MEDIUM PRESSURE HOSE

HIGH PRESSURE HOSE

HOSE FITTINGS

ADAPTERS & TUBE FITTINGS

ACCESSORIES & ASSEMBLY INSTRUCTIONS

HOSE ASSEMBLY EQUIPMENT

APPENDICES

FC579

10,000 PSI Jack Hose

Double wire braid

Meets IJ100 requirements



SPECIALTY &
TRUCK HOSE

LOW & MEDIUM
PRESSURE HOSE

HIGH PRESSURE HOSE

HOSE FITTINGS

ADAPTERS &
TUBE FITTINGS

ACCESSORIES &
ASSEMBLY INSTRUCTIONS

HOSE ASSEMBLY
EQUIPMENT

APPENDICIES

#	Hose I.D.		Hose O.D.		Maximum Operating Pressure		Minimum Burst Pressure		Minimum Bend Radius		Weight of Hose	
	mm	in	mm	in	bar	psi	bar	psi	mm	in	Kg/m	lbs/ft
FC579-04	6,4	0.25	13,5	0.53	700,0	10000	1400,0	20000	50,8	2.00	0,33	0.22
FC579-06	9,7	0.38	17,5	0.69	700,0	10000	1400,0	20000	63,5	2.50	0,43	0.29

Construction

Synthetic rubber tube, double wire braid reinforcement and synthetic rubber cover.

Operating Temperature Range

-40°C to +100°C [-40°F to +212°F]

Application

Hydraulic jacking system service with petroleum and water-base fluids. Meets the performance requirements of the Material Handling Institute Specification IJ100. For more information on specific fluid applications and high temperature ratings, see pages 349-355.

For Complete Agency Listings

See pages 346-348.

Fitting Reference Page

Crimp	Page
TTC	66
Skive Nipple	66
Socket Data	64